

COLERAINE SKIP HIRE & RECYCLING ARMOY ROAD RACE

The Race of Legends

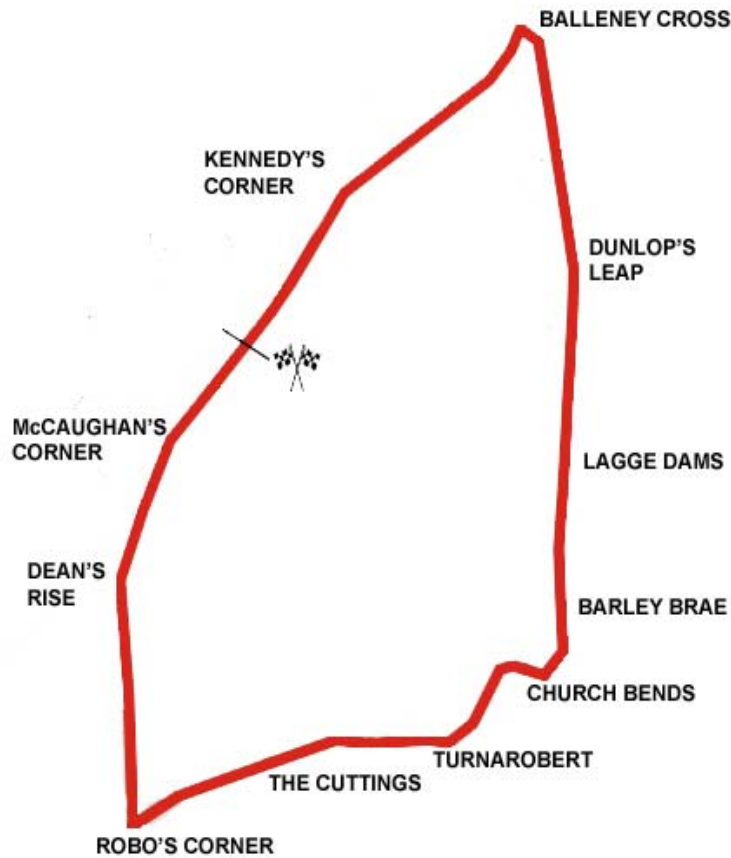
Friday 7th & Saturday 8th August 2009

promoted by
Armoy Motorcycle Road Racing Club
www.amrrc.com

MOLLYS RESTAURANT & GC SERVICES
SUPERTWINS



Armoy Circuit 3.003 miles



Lap Records

Class	Rider	Machine	m	s	mph	Year
125cc	to be established					
250cc	to be established					
Supertwins	to be established					
Supersport	to be established					
Open 1000cc	to be established					
Senior Support	to be established					
Junior Support	to be established					
Classic 1000cc	to be established					
Classic 500cc	to be established					
Classic 350cc	to be established					
Classic 250cc	to be established					

All Time Irish Road Race Winners at 7th August 2009 after Mid-Antrim 150

RIDER	NATIONAL EVENTS	+	NW200 & UGP	TOTAL
1. Joey Dunlop	119 1971-00	+	37 1977-99	= 156
2. Ryan Farquhar	114 1995-09	+	7 2002-07	= 121
3. Robert Dunlop	111 1980-08	+	24 1986-06	= 135
4. Ray McCullough	99 1960-82	+	10 1971-82	= 109
5. Phillip McCallen	84 1987-99	+	25 1991-97	= 109

COLERAINE SKIP HIRE ARMOY ROAD RACE

SUPERTWINS

Armoy 3.003 Miles


R10: Molly's Restaurant/GC Services Supertwins

08/08/2009 16:15

Race (8 Laps)

RACE 10 - SUPERTWINS

5	120 A	110 B	61 C	B
4	66 A	35 B	169 C	
3	69 A	38 A	7 B	A
2	77 A	91 B	16 C	
1	POLE POSITION			



Provisional result subject to confirmation by the Stewards of the Meeting

Orbits

Promoted by Armoy Motorcycle Road Racing Club
MCUI (Ulster Centre) Timing

www.amb-it.com
www.mylaps.com
Licensed to: MCUI

Coleraine Skip Hire & Recycling Armoy Road Races



Armoy Road Race
The Race of Legends

SUPERTWINS

Race 9 - Mollys Restaurant / GC Services Supertwins

Saturday, 08 August 2009

-----Best Lap-----
Pos Class No Name Machine / Sponsor Gp Laps Total Time Behind Speed Time Speed On

Race Classification

1	Stwins	77	Ryan FARQUHAR	Kawasaki 650 - D 'n' D Motorcycles	a	8	15:38.202		92.183	1:53.645	95.128	3
2	Stwins	16	John BURROWS	Suzuki 650 - Irish Race Photography	a	8	15:56.861	18.659	90.386	1:58.012	91.608	3
3	Stwins	38	Darren GILPIN	Suzuki 650 - Irish Racer	a	8	16:01.676	23.474	89.933	1:58.187	91.472	8
4	Stwins	91	Des BUTLER	Suzuki 650	a	7	14:15.576	1 Lap	88.450	2:00.683	89.580	3
5	Stwins	69	Ronnie SCOTT	Suzuki 650	a	7	14:30.363	14.787	86.947	2:02.509	88.245	2
6	Stwins	35	Colin McWHIRTER	Suzuki 650 - Hot Stuff	a	7	14:31.128	15.552	86.871	2:02.498	88.253	7
7	Stwins	120	Jonathan MARK	Suzuki 650 - AMRRC	b	7	14:34.884	19.308	86.498	2:03.090	87.828	4
8	Stwins	110	Mark SHIELDS	Suzuki 650	b	7	14:42.421	26.845	85.759	2:01.146	89.238	6
9	Stwins	66	Paul GARTLAND	Suzuki 650	a	7	14:43.371	27.795	85.667	2:04.333	86.950	4


Fastest Lap / New Lap Record 95.128 mph

Stwins	77	Ryan FARQUHAR	Kawasaki 650 - D 'n' D Motorcycles	a						1:53.645	95.128	3
--------	----	---------------	------------------------------------	---	--	--	--	--	--	----------	--------	---

Not Classified

DNF	Stwins	169	Philip MULLAN	Suzuki 650 - PM & Sons	a	7	14:04.028	1 Lap	89.660	1:58.247	91.426	7
DNF	Stwins	7	Dave WALSH	Suzuki 650 - Selective Developments	a	5	10:40.515	3 Laps	84.391	2:06.690	85.333	2
DNF	Stwins	47	David BLACK	Suzuki 650	b	2	4:20.607	6 Laps	82.966	2:08.633	84.044	2

These Results are provisional and are subject to ratification by the Stewards of the Meeting.

Track	Armoy	Signed		Organising Club	Armoy MRC
Length(miles)	3.0030		Chief Timekeeper	Warmup Started	
Weather	Cloudy			Race Started	15:21:36.833
Track	Dry	Issued At:	15:41:44	Gp Time Diff - b 14.64	



MCUI
Ulster Centre
Timing
www.mcui-uc.org.uk



Powered by
e-Laps II
© 2008
Walter Marks

Coleraine Skip Hire & Recycling Armoy Road Races



Armoy Road Race
The Race of Legends

SUPERTWINS

Race 9 - Mollys Restaurant / GC Services Supertwins

Saturday, 08 August 2009

DETAILED RESULT

Supertwins

Race Classification

1 77 Ryan FARQUHAR

Total Time **15:38.202** Avg Speed **92.183** Behind
Best Time **1:53.645** Best Speed **95.128** On **3** Gp **a**

Lap	Elapsed Time	Lap Time	Lap Speed
1	2:00.420	2:00.420	89.776
2	3:56.227	1:55.807	93.352
3	5:49.872	1:53.645	95.128
4	7:45.813	1:55.941	93.244
5	9:42.445	1:56.632	92.692
6	11:40.000	1:57.555	91.964
7	13:38.704	1:58.704	91.074
8	15:38.202	1:59.498	90.468

2 16 John BURROWS

Total Time **15:56.861** Avg Speed **90.386** Behind **18.659**
Best Time **1:58.012** Best Speed **91.608** On **3** Gp **a**

Lap	Elapsed Time	Lap Time	Lap Speed
1	2:04.881	2:04.881	86.569
2	4:02.965	1:58.084	91.552
3	6:00.977	1:58.012	91.608
4	8:00.185	1:59.208	90.689
5	9:59.202	1:59.017	90.834
6	11:58.339	1:59.137	90.743
7	13:57.903	1:59.564	90.419
8	15:56.861	1:58.958	90.879

3 38 Darren GILPIN

Total Time **16:01.676** Avg Speed **89.933** Behind **23.474**
Best Time **1:58.187** Best Speed **91.472** On **8** Gp **a**

Lap	Elapsed Time	Lap Time	Lap Speed
1	2:06.811	2:06.811	85.251
2	4:06.968	2:00.157	89.972
3	6:07.495	2:00.527	89.696
4	8:07.134	1:59.639	90.362
5	10:06.403	1:59.269	90.642
6	12:05.042	1:58.639	91.123
7	14:03.489	1:58.447	91.271
8	16:01.676	1:58.187	91.472

4 91 Des BUTLER

Total Time **14:15.576** Avg Speed **88.450** Behind **1 Lap**
Best Time **2:00.683** Best Speed **89.580** On **3** Gp **a**

Lap	Elapsed Time	Lap Time	Lap Speed
1	2:05.537	2:05.537	86.116
2	4:06.903	2:01.366	89.076
3	6:07.586	2:00.683	89.580
4	8:09.726	2:02.140	88.512
5	10:11.415	2:01.689	88.840
6	12:14.211	2:02.796	88.039
7	14:15.576	2:01.365	89.077

Supertwins

Race Classification

5 69 Ronnie SCOTT

Total Time **14:30.363** Avg Speed **86.947** Behind **14.787**
Best Time **2:02.509** Best Speed **88.245** On **2** Gp **a**

Lap	Elapsed Time	Lap Time	Lap Speed
1	2:07.990	2:07.990	84.466
2	4:10.499	2:02.509	88.245
3	6:13.423	2:02.924	87.947
4	8:18.173	2:04.750	86.660
5	10:22.696	2:04.523	86.818
6	12:27.355	2:04.659	86.723
7	14:30.363	2:03.008	87.887

6 35 Colin McWHIRTER

Total Time **14:31.128** Avg Speed **86.871** Behind **15.552**
Best Time **2:02.498** Best Speed **88.253** On **7** Gp **a**

Lap	Elapsed Time	Lap Time	Lap Speed
1	2:09.921	2:09.921	83.211
2	4:13.732	2:03.811	87.317
3	6:18.140	2:04.408	86.898
4	8:22.000	2:03.860	87.282
5	10:25.173	2:03.173	87.769
6	12:28.630	2:03.457	87.567
7	14:31.128	2:02.498	88.253

7 120 Jonathan MARK

Total Time **14:34.884** Avg Speed **86.498** Behind **19.308**
Best Time **2:03.090** Best Speed **87.828** On **4** Gp **b**

Lap	Elapsed Time	Lap Time	Lap Speed
1	2:11.814	2:11.814	82.016
2	4:15.410	2:03.596	87.469
3	6:19.398	2:03.988	87.192
4	8:22.488	2:03.090	87.828
5	10:26.422	2:03.934	87.230
6	12:29.964	2:03.542	87.507
7	14:34.884	2:04.920	86.542

8 110 Mark SHIELDS

Total Time **14:42.421** Avg Speed **85.759** Behind **26.845**
Best Time **2:01.146** Best Speed **89.238** On **6** Gp **b**

Lap	Elapsed Time	Lap Time	Lap Speed
1	2:12.191	2:12.191	81.782
2	4:15.792	2:03.601	87.465
3	6:19.747	2:03.955	87.216
4	8:22.109	2:02.362	88.351
5	10:24.486	2:02.377	88.340
6	12:25.632	2:01.146	89.238
7	14:42.421	2:16.789	79.033



Coleraine Skip Hire & Recycling Armoy Road Races

SUPERTWINS

Race 9 - Mollys Restaurant / GC Services Supertwins

Saturday, 08 August 2009

DETAILED RESULT



Armoy Road Race
The Race of Legends

Supertwins

Race Classification

9 66 Paul GARTLAND

Total Time **14:43.371** Avg Speed **85.667** Behind **27.795**

Best Time **2:04.333** Best Speed **86.950** On **4** Gp **a**

Lap	Elapsed Time	Lap Time	Lap Speed
1	2:12.139	2:12.139	81.814
2	4:16.939	2:04.800	86.625
3	6:21.792	2:04.853	86.588
4	8:26.125	2:04.333	86.950
5	10:32.711	2:06.586	85.403
6	12:38.033	2:05.322	86.264
7	14:43.371	2:05.338	86.253

Not Classified

DNF 169 Philip MULLAN

Total Time **14:04.028** Avg Speed **89.660** Behind **1 Lap**

Best Time **1:58.247** Best Speed **91.426** On **7** Gp **a**

Lap	Elapsed Time	Lap Time	Lap Speed
1	2:05.566	2:05.566	86.097
2	4:06.870	2:01.304	89.122
3	6:05.294	1:58.424	91.289
4	8:05.713	2:00.419	89.777
5	10:06.781	2:01.068	89.295
6	12:05.781	1:59.000	90.847
7	14:04.028	1:58.247	91.426

DNF 7 Dave WALSH

Total Time **10:40.515** Avg Speed **84.391** Behind **3 Laps**

Best Time **2:06.690** Best Speed **85.333** On **2** Gp **a**

Lap	Elapsed Time	Lap Time	Lap Speed
1	2:11.708	2:11.708	82.082
2	4:18.398	2:06.690	85.333
3	6:25.211	2:06.813	85.250
4	8:33.447	2:08.236	84.304
5	10:40.515	2:07.068	85.079

DNF 47 David BLACK

Total Time **4:20.607** Avg Speed **82.966** Behind **6 Laps**

Best Time **2:08.633** Best Speed **84.044** On **2** Gp **b**

Lap	Elapsed Time	Lap Time	Lap Speed
1	2:11.974	2:11.974	81.916
2	4:20.607	2:08.633	84.044

Coleraine Skip Hire & Recycling Armoy Road Races

SUPERTWINS

Race 9 - Mollys Restaurant / GC Services Supertwins

LAP CHART



Armoy Road Race
The Race of Legends

1				
No	Name	G	Elapsed Time	Lap Time
77	Ryan FARQUHAR	a	2:00.420	2:00.420
16	John BURROWS	a	2:04.881	2:04.881
91	Des BUTLER	a	2:05.537	2:05.537
169	Philip MULLAN	a	2:05.566	2:05.566
38	Darren GILPIN	a	2:06.811	2:06.811
69	Ronnie SCOTT	a	2:07.990	2:07.990
35	Colin McWHIRTER	a	2:09.921	2:09.921
7	Dave WALSH	a	2:11.708	2:11.708
120	Jonathan MARK	b	2:11.814	2:11.814
47	David BLACK	b	2:11.974	2:11.974
66	Paul GARTLAND	a	2:12.139	2:12.139
110	Mark SHIELDS	b	2:12.191	2:12.191

2				
No	Name	G	Elapsed Time	Lap Time
77	Ryan FARQUHAR	a	3:56.227	1:55.807
16	John BURROWS	a	4:02.965	1:58.084
169	Philip MULLAN	a	4:06.870	2:01.304
91	Des BUTLER	a	4:06.903	2:01.366
38	Darren GILPIN	a	4:06.968	2:00.157
69	Ronnie SCOTT	a	4:10.499	2:02.509
35	Colin McWHIRTER	a	4:13.732	2:03.811
120	Jonathan MARK	b	4:15.410	2:03.596
110	Mark SHIELDS	b	4:15.792	2:03.601
66	Paul GARTLAND	a	4:16.939	2:04.800
7	Dave WALSH	a	4:18.398	2:06.690
47	David BLACK	b	4:20.607	2:08.633

3				
No	Name	G	Elapsed Time	Lap Time
77	Ryan FARQUHAR	a	5:49.872	1:53.645
16	John BURROWS	a	6:00.977	1:58.012
169	Philip MULLAN	a	6:05.294	1:58.424
38	Darren GILPIN	a	6:07.495	2:00.527
91	Des BUTLER	a	6:07.586	2:00.683
69	Ronnie SCOTT	a	6:13.423	2:02.924
35	Colin McWHIRTER	a	6:18.140	2:04.408
120	Jonathan MARK	b	6:19.398	2:03.988
110	Mark SHIELDS	b	6:19.747	2:03.955
66	Paul GARTLAND	a	6:21.792	2:04.853
7	Dave WALSH	a	6:25.211	2:06.813

4				
No	Name	G	Elapsed Time	Lap Time
77	Ryan FARQUHAR	a	7:45.813	1:55.941
16	John BURROWS	a	8:00.185	1:59.208
169	Philip MULLAN	a	8:05.713	2:00.419
38	Darren GILPIN	a	8:07.134	1:59.639
91	Des BUTLER	a	8:09.726	2:02.140
69	Ronnie SCOTT	a	8:18.173	2:04.750
35	Colin McWHIRTER	a	8:22.000	2:03.860
110	Mark SHIELDS	b	8:22.109	2:02.362
120	Jonathan MARK	b	8:22.488	2:03.090
66	Paul GARTLAND	a	8:26.125	2:04.333
7	Dave WALSH	a	8:33.447	2:08.236

5				
No	Name	G	Elapsed Time	Lap Time
77	Ryan FARQUHAR	a	9:42.445	1:56.632
16	John BURROWS	a	9:59.202	1:59.017
38	Darren GILPIN	a	10:06.403	1:59.269
169	Philip MULLAN	a	10:06.781	2:01.068
91	Des BUTLER	a	10:11.415	2:01.689
69	Ronnie SCOTT	a	10:22.696	2:04.523
110	Mark SHIELDS	b	10:24.486	2:02.377
35	Colin McWHIRTER	a	10:25.173	2:03.173
120	Jonathan MARK	b	10:26.422	2:03.934
66	Paul GARTLAND	a	10:32.711	2:06.586
7	Dave WALSH	a	10:40.515	2:07.068

6				
No	Name	G	Elapsed Time	Lap Time
77	Ryan FARQUHAR	a	11:40.000	1:57.555
16	John BURROWS	a	11:58.339	1:59.137
38	Darren GILPIN	a	12:05.042	1:58.639
169	Philip MULLAN	a	12:05.781	1:59.000
91	Des BUTLER	a	12:14.211	2:02.796
110	Mark SHIELDS	b	12:25.632	2:01.146
69	Ronnie SCOTT	a	12:27.355	2:04.659
35	Colin McWHIRTER	a	12:28.630	2:03.457
120	Jonathan MARK	b	12:29.964	2:03.542
66	Paul GARTLAND	a	12:38.033	2:05.322

7				
No	Name	G	Elapsed Time	Lap Time
77	Ryan FARQUHAR	a	13:38.704	1:58.704
16	John BURROWS	a	13:57.903	1:59.564
38	Darren GILPIN	a	14:03.489	1:58.447
169	Philip MULLAN	a	14:04.028	1:58.247
91	Des BUTLER	a	14:15.576	2:01.365
69	Ronnie SCOTT	a	14:30.363	2:03.008
35	Colin McWHIRTER	a	14:31.128	2:02.498
120	Jonathan MARK	b	14:34.884	2:04.920
110	Mark SHIELDS	b	14:42.421	2:16.789
66	Paul GARTLAND	a	14:43.371	2:05.338

8				
No	Name	G	Elapsed Time	Lap Time
77	Ryan FARQUHAR	a	15:38.202	1:59.498
16	John BURROWS	a	15:56.861	1:58.958
38	Darren GILPIN	a	16:01.676	1:58.187