

COLERAINE SKIP HIRE & RECYCLING ARMOY ROAD RACE

The Race of Legends

Friday 7th & Saturday 8th August 2009

promoted by
Armoy Motorcycle Road Racing Club
www.amrrc.com

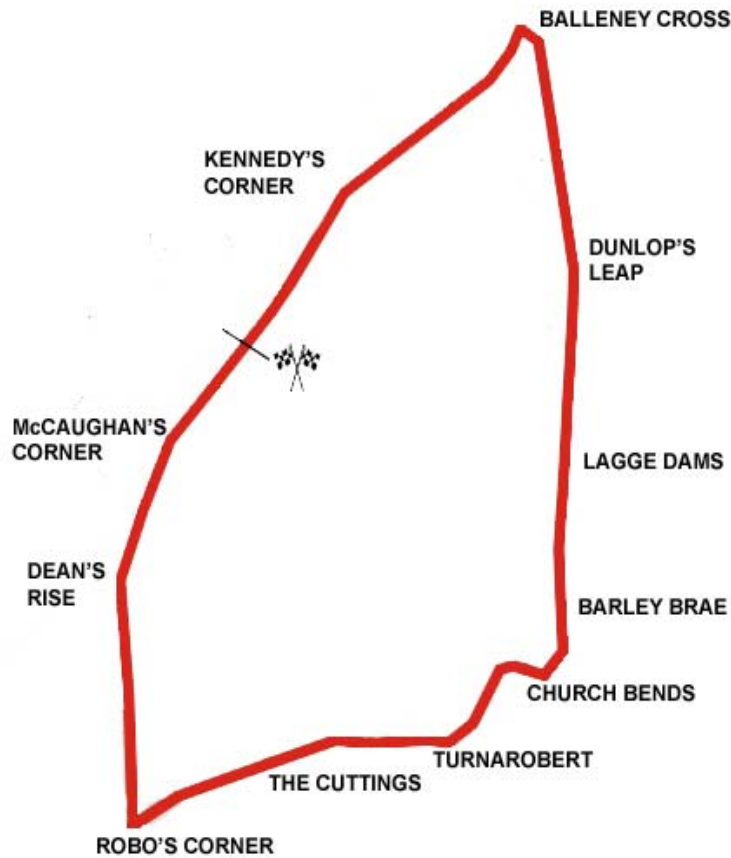


**BALLYMONEY BOROUGH COUNCIL
SENIOR CLASSIC**



Department of Culture,
Arts and Leisure
www.dcalni.gov.uk

Armoy Circuit 3.003 miles



Lap Records

| Class | Rider | Machine | m | s | mph | Year |
|----------------|-------------------|---------|---|---|-----|------|
| 125cc | to be established | | | | | |
| 250cc | to be established | | | | | |
| Supertwins | to be established | | | | | |
| Supersport | to be established | | | | | |
| Open 1000cc | to be established | | | | | |
| Senior Support | to be established | | | | | |
| Junior Support | to be established | | | | | |
| Classic 1000cc | to be established | | | | | |
| Classic 500cc | to be established | | | | | |
| Classic 350cc | to be established | | | | | |
| Classic 250cc | to be established | | | | | |

All Time Irish Road Race Winners at 7th August 2009 after Mid-Antrim 150

| RIDER | NATIONAL EVENTS | + | NW200 & UGP | TOTAL |
|---------------------|-----------------|---------|--------------|-------|
| 1. Joey Dunlop | 119 | 1971-00 | + 37 1977-99 | = 156 |
| 2. Ryan Farquhar | 114 | 1995-09 | + 7 2002-07 | = 121 |
| 3. Robert Dunlop | 111 | 1980-08 | + 24 1986-06 | = 135 |
| 4. Ray McCullough | 99 | 1960-82 | + 10 1971-82 | = 109 |
| 5. Phillip McCallen | 84 | 1987-99 | + 25 1991-97 | = 109 |

COLERAINE SKIP HIRE ARMOY ROAD RACE

CLASSIC 500cc/1000cc

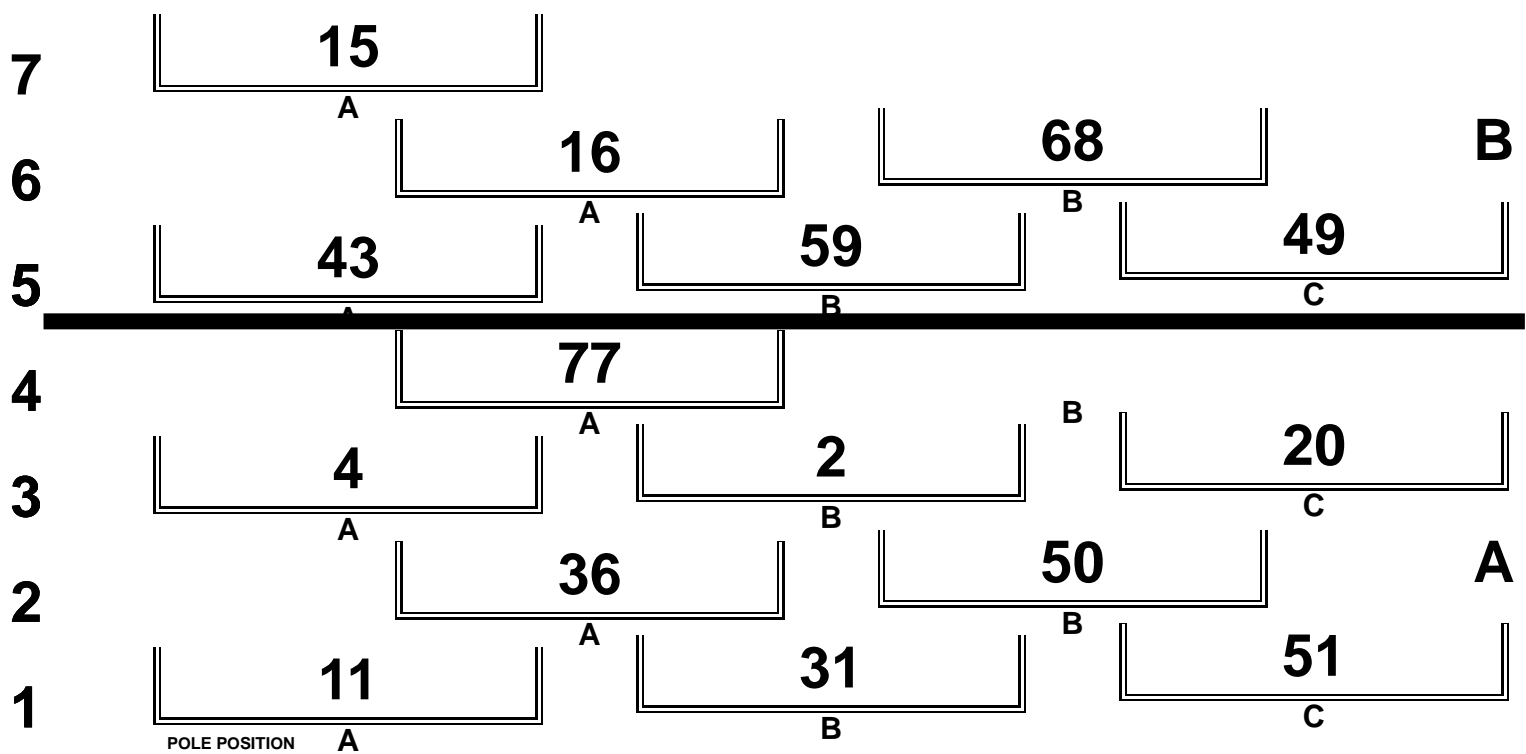
Armoey 3.003 Miles

R6: Ballymoney Borough Council Senior Classic

08/08/2009 13:55

Race (7 Laps)

RACE 6 - SENIOR CLASSIC



Provisional result subject to confirmation by the Stewards of the Meeting

Orbits

Promoted by Armoey Motorcycle Road Racing Club
MCUI (Ulster Centre) Timing

www.amb-it.com
www.mylaps.com
Licensed to: MCUI

Coleraine Skip Hire & Recycling Armoy Road Races



Armoy Road Race
The Race of Legends

CLASSIC 500cc / 1000cc

Race 6 - Ballymoney Borough Council Senior Classic


Saturday, 08 August 2009

| Pos | Class | No | Name | Machine / Sponsor | Gp | Laps | Total Time | Behind | Speed | -----Best Lap----- | | |
|-----|-------|----|-----------------|----------------------------|----|------|------------|----------|--------|--------------------|--------|----|
| | | | | | | | | | | Time | Speed | On |
| 1 | C500 | 36 | Neill McWHIRTER | Manx Norton 500 | a | 6 | 12:28.175 | | 86.697 | 2:02.332 | 88.373 | 3 |
| 2 | C1000 | 51 | Mark MORGAN | Norton 997 - Sam McKeown | a | 6 | 12:46.518 | 18.343 | 84.623 | 2:03.942 | 87.225 | 2 |
| 3 | C1000 | 31 | Mark CONNOLLY | Triumph Trident 970 | a | 6 | 13:01.293 | 33.118 | 83.022 | 2:07.419 | 84.844 | 6 |
| 4 | C500 | 4 | Billy LYLE | Drixton Honda 500 | a | 6 | 13:13.189 | 45.014 | 81.777 | 2:09.854 | 83.254 | 6 |
| 5 | C500 | 50 | Gary JAMISON | Honda 500 | a | 6 | 13:43.251 | 1:15.076 | 78.791 | 2:14.376 | 80.452 | 2 |
| 6 | C500 | 59 | Anthony AMBLER | Drixton Honda 500 | b | 6 | 13:47.682 | 1:19.507 | 78.369 | 2:16.211 | 79.368 | 6 |
| 7 | C500 | 2 | Freddie STEWART | Seeley Weslake 500 | a | 6 | 13:50.639 | 1:22.464 | 78.090 | 2:15.229 | 79.944 | 2 |
| 8 | C500 | 20 | Gary HUTTON | Honda 500 | a | 6 | 14:02.990 | 1:34.815 | 76.946 | 2:16.392 | 79.263 | 6 |
| 9 | C500 | 77 | Ian BOYD | Seeley G50 496 | a | 6 | 14:08.669 | 1:40.494 | 76.431 | 2:19.000 | 77.776 | 5 |
| 10 | C500 | 43 | Alex McVICKER | Seeley G50 500 | b | 6 | 14:20.247 | 1:52.072 | 75.403 | 2:19.092 | 77.724 | 5 |
| 11 | C500 | 16 | Sam KINKEAD | Weslake 500 - ATH | b | 6 | 14:35.500 | 2:07.325 | 74.089 | 2:23.287 | 75.449 | 2 |
| 12 | C500 | 49 | Ian WILSON | Seeley G50 500 | b | 5 | 12:35.722 | 1 Lap | 71.526 | 2:28.848 | 72.630 | 2 |
| 13 | C500 | 15 | Dave BROUGH | Honda 360 - Stewart Racing | b | 5 | 14:08.664 | 1:32.942 | 63.693 | 2:47.344 | 64.602 | 3 |

Fastest Lap / New Lap Record 88.373 mph

| | | | | | | | | | | | | |
|------|----|-----------------|-----------------|---|--|--|--|--|--|----------|--------|---|
| C500 | 36 | Neill McWHIRTER | Manx Norton 500 | a | | | | | | 2:02.332 | 88.373 | 3 |
|------|----|-----------------|-----------------|---|--|--|--|--|--|----------|--------|---|

These Results are provisional and are subject to ratification by the Stewards of the Meeting.

| | | | | | |
|---------------|---------------|------------|---|------------------|---------------------|
| Track | Armoy | Signed |  | Organising Club | Armoy MRRC |
| Length(miles) | 3.0030 | | Chief Timekeeper | Warmup Started | |
| Weather | Cloudy | | | Race Started | 13:42:22.264 |
| Track | Dry | Issued At: | 13:57:49 | Gp Time Diff - b | 15.58 |



MCUI
Ulster Centre
Timing
www.mcui-uc.org.uk



Powered by
e-Laps II
© 2008
Walter Marks

Coleraine Skip Hire & Recycling Armoy Road Races

CLASSIC 500cc / 1000cc

Race 6 - Ballymoney Borough Council Senior Classic

Saturday, 08 August 2009

DETAILED RESULT

Classic 1000cc



Armoy Road Race
The Race of Legends

Race Classification

2 51 Mark MORGAN

Total Time **12:46.518** Avg Speed **84.623** Behind **18.343**

Best Time **2:03.942** Best Speed **87.225** On **2** Gp **a**

| Lap | Elapsed Time | Lap Time | Lap Speed |
|-----|--------------|----------|-----------|
| 1 | 2:11.940 | 2:11.940 | 81.937 |
| 2 | 4:15.882 | 2:03.942 | 87.225 |
| 3 | 6:20.790 | 2:04.908 | 86.550 |
| 4 | 8:25.941 | 2:05.151 | 86.382 |
| 5 | 10:32.591 | 2:06.650 | 85.360 |
| 6 | 12:46.518 | 2:13.927 | 80.722 |

3 31 Mark CONNOLLY

Total Time **13:01.293** Avg Speed **83.022** Behind **33.118**

Best Time **2:07.419** Best Speed **84.844** On **6** Gp **a**

| Lap | Elapsed Time | Lap Time | Lap Speed |
|-----|--------------|----------|-----------|
| 1 | 2:15.683 | 2:15.683 | 79.677 |
| 2 | 4:25.080 | 2:09.397 | 83.548 |
| 3 | 6:34.535 | 2:09.455 | 83.510 |
| 4 | 8:43.707 | 2:09.172 | 83.693 |
| 5 | 10:53.874 | 2:10.167 | 83.053 |
| 6 | 13:01.293 | 2:07.419 | 84.844 |



MCUI
Ulster Centre
Timing
www.mcui-uc.org.uk



nitec



2&4
WHEEL MOTORSPORT
STEERING GROUP LTD.



Powered by
e-Laps II
© 2008
Walter Marks

Coleraine Skip Hire & Recycling Armoy Road Races



Armoy Road Race
The Race of Legends

CLASSIC 500cc / 1000cc

Race 6 - Ballymoney Borough Council Senior Classic

Saturday, 08 August 2009

DETAILED RESULT

Classic 500cc

Race Classification

| | |
|------------|--|
| 1 | 36 Neill McWHIRTER |
| Total Time | 12:28.175 Avg Speed 86.697 Behind |
| Best Time | 2:02.332 Best Speed 88.373 On 3 Gp a |

| Lap | Elapsed Time | Lap Time | Lap Speed |
|-----|--------------|----------|-----------|
| 1 | 2:12.033 | 2:12.033 | 81.880 |
| 2 | 4:15.979 | 2:03.946 | 87.222 |
| 3 | 6:18.311 | 2:02.332 | 88.373 |
| 4 | 8:21.621 | 2:03.310 | 87.672 |
| 5 | 10:24.579 | 2:02.958 | 87.923 |
| 6 | 12:28.175 | 2:03.596 | 87.469 |

| | |
|------------|--|
| 4 | 4 Billy LYLE |
| Total Time | 13:13.189 Avg Speed 81.777 Behind 45.014 |
| Best Time | 2:09.854 Best Speed 83.254 On 6 Gp a |

| Lap | Elapsed Time | Lap Time | Lap Speed |
|-----|--------------|----------|-----------|
| 1 | 2:19.860 | 2:19.860 | 77.297 |
| 2 | 4:30.910 | 2:11.050 | 82.494 |
| 3 | 6:41.457 | 2:10.547 | 82.812 |
| 4 | 8:52.330 | 2:10.873 | 82.605 |
| 5 | 11:03.335 | 2:11.005 | 82.522 |
| 6 | 13:13.189 | 2:09.854 | 83.254 |

| | |
|------------|--|
| 5 | 50 Gary JAMISON |
| Total Time | 13:43.251 Avg Speed 78.791 Behind 1:15.076 |
| Best Time | 2:14.376 Best Speed 80.452 On 2 Gp a |

| Lap | Elapsed Time | Lap Time | Lap Speed |
|-----|--------------|----------|-----------|
| 1 | 2:20.309 | 2:20.309 | 77.050 |
| 2 | 4:34.685 | 2:14.376 | 80.452 |
| 3 | 6:50.548 | 2:15.863 | 79.571 |
| 4 | 9:06.898 | 2:16.350 | 79.287 |
| 5 | 11:24.454 | 2:17.556 | 78.592 |
| 6 | 13:43.251 | 2:18.797 | 77.889 |

| | |
|------------|--|
| 6 | 59 Anthony AMBLER |
| Total Time | 13:47.682 Avg Speed 78.369 Behind 1:19.507 |
| Best Time | 2:16.211 Best Speed 79.368 On 6 Gp b |

| Lap | Elapsed Time | Lap Time | Lap Speed |
|-----|--------------|----------|-----------|
| 1 | 2:24.012 | 2:24.012 | 75.069 |
| 2 | 4:41.128 | 2:17.116 | 78.844 |
| 3 | 6:58.512 | 2:17.384 | 78.690 |
| 4 | 9:15.132 | 2:16.620 | 79.130 |
| 5 | 11:31.471 | 2:16.339 | 79.294 |
| 6 | 13:47.682 | 2:16.211 | 79.368 |

Classic 500cc

Race Classification

| | |
|------------|--|
| 7 | 2 Freddie STEWART |
| Total Time | 13:50.639 Avg Speed 78.090 Behind 1:22.464 |
| Best Time | 2:15.229 Best Speed 79.944 On 2 Gp a |

| Lap | Elapsed Time | Lap Time | Lap Speed |
|-----|--------------|----------|-----------|
| 1 | 2:22.141 | 2:22.141 | 76.057 |
| 2 | 4:37.370 | 2:15.229 | 79.944 |
| 3 | 6:54.862 | 2:17.492 | 78.629 |
| 4 | 9:13.525 | 2:18.663 | 77.965 |
| 5 | 11:32.641 | 2:19.116 | 77.711 |
| 6 | 13:50.639 | 2:17.998 | 78.340 |

| | |
|------------|--|
| 8 | 20 Gary HUTTON |
| Total Time | 14:02.990 Avg Speed 76.946 Behind 1:34.815 |
| Best Time | 2:16.392 Best Speed 79.263 On 6 Gp a |

| Lap | Elapsed Time | Lap Time | Lap Speed |
|-----|--------------|----------|-----------|
| 1 | 2:28.288 | 2:28.288 | 72.904 |
| 2 | 4:49.661 | 2:21.373 | 76.470 |
| 3 | 7:10.420 | 2:20.759 | 76.804 |
| 4 | 9:28.763 | 2:18.343 | 78.145 |
| 5 | 11:46.598 | 2:17.835 | 78.433 |
| 6 | 14:02.990 | 2:16.392 | 79.263 |

| | |
|------------|--|
| 9 | 77 Ian BOYD |
| Total Time | 14:08.669 Avg Speed 76.431 Behind 1:40.494 |
| Best Time | 2:19.000 Best Speed 77.776 On 5 Gp a |

| Lap | Elapsed Time | Lap Time | Lap Speed |
|-----|--------------|----------|-----------|
| 1 | 2:28.328 | 2:28.328 | 72.884 |
| 2 | 4:49.507 | 2:21.179 | 76.575 |
| 3 | 7:09.246 | 2:19.739 | 77.364 |
| 4 | 9:29.733 | 2:20.487 | 76.952 |
| 5 | 11:48.733 | 2:19.000 | 77.776 |
| 6 | 14:08.669 | 2:19.936 | 77.255 |

| | |
|------------|--|
| 10 | 43 Alex McVICKER |
| Total Time | 14:20.247 Avg Speed 75.403 Behind 1:52.072 |
| Best Time | 2:19.092 Best Speed 77.724 On 5 Gp b |

| Lap | Elapsed Time | Lap Time | Lap Speed |
|-----|--------------|----------|-----------|
| 1 | 2:35.092 | 2:35.092 | 69.706 |
| 2 | 4:56.024 | 2:20.932 | 76.709 |
| 3 | 7:19.153 | 2:23.129 | 75.532 |
| 4 | 9:41.980 | 2:22.827 | 75.692 |
| 5 | 12:01.072 | 2:19.092 | 77.724 |
| 6 | 14:20.247 | 2:19.175 | 77.678 |



MCUI
Ulster Centre
Timing
www.mcui-uc.org.uk



Powered by
e-Laps II
© 2008
Walter Marks

Coleraine Skip Hire & Recycling Armoy Road Races

CLASSIC 500cc / 1000cc

Race 6 - Ballymoney Borough Council Senior Classic

Saturday, 08 August 2009

DETAILED RESULT



Armoy Road Race
The Race of Legends

Classic 500cc

Race Classification

11 16 Sam KINKEAD

Total Time **14:35.500** Avg Speed **74.089** Behind **2:07.325**

Best Time **2:23.287** Best Speed **75.449** On **2** Gp **b**

| Lap | Elapsed Time | Lap Time | Lap Speed |
|-----|--------------|----------|-----------|
| 1 | 2:29.383 | 2:29.383 | 72.370 |
| 2 | 4:52.670 | 2:23.287 | 75.449 |
| 3 | 7:18.700 | 2:26.030 | 74.031 |
| 4 | 9:45.320 | 2:26.620 | 73.733 |
| 5 | 12:11.593 | 2:26.273 | 73.908 |
| 6 | 14:35.500 | 2:23.907 | 75.124 |

12 49 Ian WILSON

Total Time **12:35.722** Avg Speed **71.526** Behind **1 Lap**

Best Time **2:28.848** Best Speed **72.630** On **2** Gp **b**

| Lap | Elapsed Time | Lap Time | Lap Speed |
|-----|--------------|----------|-----------|
| 1 | 2:34.871 | 2:34.871 | 69.805 |
| 2 | 5:03.719 | 2:28.848 | 72.630 |
| 3 | 7:34.713 | 2:30.994 | 71.598 |
| 4 | 10:04.041 | 2:29.328 | 72.396 |
| 5 | 12:35.722 | 2:31.681 | 71.273 |

13 15 Dave BROUGH

Total Time **14:08.664** Avg Speed **63.693** Behind **1:32.942**

Best Time **2:47.344** Best Speed **64.602** On **3** Gp **b**

| Lap | Elapsed Time | Lap Time | Lap Speed |
|-----|--------------|----------|-----------|
| 1 | 2:58.162 | 2:58.162 | 60.680 |
| 2 | 5:46.172 | 2:48.010 | 64.346 |
| 3 | 8:33.516 | 2:47.344 | 64.602 |
| 4 | 11:21.043 | 2:47.527 | 64.532 |
| 5 | 14:08.664 | 2:47.621 | 64.495 |

Coleraine Skip Hire & Recycling Armoy Road Races

CLASSIC 500cc / 1000cc

Race 6 - Ballymoney Borough Council Senior Classic

LAP CHART



Armoy Road Race
The Race of Legends

1

| No | Name | G | Elapsed Time | Lap Time |
|----|-----------------|---|--------------|----------|
| 51 | Mark MORGAN | a | 2:11.940 | 2:11.940 |
| 36 | Neill McWHIRTER | a | 2:12.033 | 2:12.033 |
| 31 | Mark CONNOLLY | a | 2:15.683 | 2:15.683 |
| 4 | Billy LYLE | a | 2:19.860 | 2:19.860 |
| 50 | Gary JAMISON | a | 2:20.309 | 2:20.309 |
| 2 | Freddie STEWART | a | 2:22.141 | 2:22.141 |
| 59 | Anthony AMBLER | b | 2:24.012 | 2:24.012 |
| 20 | Gary HUTTON | a | 2:28.288 | 2:28.288 |
| 77 | Ian BOYD | a | 2:28.328 | 2:28.328 |
| 16 | Sam KINKEAD | b | 2:29.383 | 2:29.383 |
| 49 | Ian WILSON | b | 2:34.871 | 2:34.871 |
| 43 | Alex McVICKER | b | 2:35.092 | 2:35.092 |
| 15 | Dave BROUGH | b | 2:58.162 | 2:58.162 |

4

| No | Name | G | Elapsed Time | Lap Time |
|----|-----------------|---|--------------|----------|
| 36 | Neill McWHIRTER | a | 8:21.621 | 2:03.310 |
| 51 | Mark MORGAN | a | 8:25.941 | 2:05.151 |
| 31 | Mark CONNOLLY | a | 8:43.707 | 2:09.172 |
| 4 | Billy LYLE | a | 8:52.330 | 2:10.873 |
| 50 | Gary JAMISON | a | 9:06.898 | 2:16.350 |
| 2 | Freddie STEWART | a | 9:13.525 | 2:18.663 |
| 59 | Anthony AMBLER | b | 9:15.132 | 2:16.620 |
| 20 | Gary HUTTON | a | 9:28.763 | 2:18.343 |
| 77 | Ian BOYD | a | 9:29.733 | 2:20.487 |
| 43 | Alex McVICKER | b | 9:41.980 | 2:22.827 |
| 16 | Sam KINKEAD | b | 9:45.320 | 2:26.620 |
| 49 | Ian WILSON | b | 10:04.041 | 2:29.328 |
| 15 | Dave BROUGH | b | 11:21.043 | 2:47.527 |

2

| No | Name | G | Elapsed Time | Lap Time |
|----|-----------------|---|--------------|----------|
| 51 | Mark MORGAN | a | 4:15.882 | 2:03.942 |
| 36 | Neill McWHIRTER | a | 4:15.979 | 2:03.946 |
| 31 | Mark CONNOLLY | a | 4:25.080 | 2:09.397 |
| 4 | Billy LYLE | a | 4:30.910 | 2:11.050 |
| 50 | Gary JAMISON | a | 4:34.685 | 2:14.376 |
| 2 | Freddie STEWART | a | 4:37.370 | 2:15.229 |
| 59 | Anthony AMBLER | b | 4:41.128 | 2:17.116 |
| 77 | Ian BOYD | a | 4:49.507 | 2:21.179 |
| 20 | Gary HUTTON | a | 4:49.661 | 2:21.373 |
| 16 | Sam KINKEAD | b | 4:52.670 | 2:23.287 |
| 43 | Alex McVICKER | b | 4:56.024 | 2:20.932 |
| 49 | Ian WILSON | b | 5:03.719 | 2:28.848 |
| 15 | Dave BROUGH | b | 5:46.172 | 2:48.010 |

5

| No | Name | G | Elapsed Time | Lap Time |
|----|-----------------|---|--------------|----------|
| 36 | Neill McWHIRTER | a | 10:24.579 | 2:02.958 |
| 51 | Mark MORGAN | a | 10:32.591 | 2:06.650 |
| 31 | Mark CONNOLLY | a | 10:53.874 | 2:10.167 |
| 4 | Billy LYLE | a | 11:03.335 | 2:11.005 |
| 50 | Gary JAMISON | a | 11:24.454 | 2:17.556 |
| 59 | Anthony AMBLER | b | 11:31.471 | 2:16.339 |
| 2 | Freddie STEWART | a | 11:32.641 | 2:19.116 |
| 20 | Gary HUTTON | a | 11:46.598 | 2:17.835 |
| 77 | Ian BOYD | a | 11:48.733 | 2:19.000 |
| 43 | Alex McVICKER | b | 12:01.072 | 2:19.092 |
| 16 | Sam KINKEAD | b | 12:11.593 | 2:26.273 |
| 49 | Ian WILSON | b | 12:35.722 | 2:31.681 |
| 15 | Dave BROUGH | b | 14:08.664 | 2:47.621 |

3

| No | Name | G | Elapsed Time | Lap Time |
|----|-----------------|---|--------------|----------|
| 36 | Neill McWHIRTER | a | 6:18.311 | 2:02.332 |
| 51 | Mark MORGAN | a | 6:20.790 | 2:04.908 |
| 31 | Mark CONNOLLY | a | 6:34.535 | 2:09.455 |
| 4 | Billy LYLE | a | 6:41.457 | 2:10.547 |
| 50 | Gary JAMISON | a | 6:50.548 | 2:15.863 |
| 2 | Freddie STEWART | a | 6:54.862 | 2:17.492 |
| 59 | Anthony AMBLER | b | 6:58.512 | 2:17.384 |
| 77 | Ian BOYD | a | 7:09.246 | 2:19.739 |
| 20 | Gary HUTTON | a | 7:10.420 | 2:20.759 |
| 16 | Sam KINKEAD | b | 7:18.700 | 2:26.030 |
| 43 | Alex McVICKER | b | 7:19.153 | 2:23.129 |
| 49 | Ian WILSON | b | 7:34.713 | 2:30.994 |
| 15 | Dave BROUGH | b | 8:33.516 | 2:47.344 |

6

| No | Name | G | Elapsed Time | Lap Time |
|----|-----------------|---|--------------|----------|
| 36 | Neill McWHIRTER | a | 12:28.175 | 2:03.596 |
| 51 | Mark MORGAN | a | 12:46.518 | 2:13.927 |
| 31 | Mark CONNOLLY | a | 13:01.293 | 2:07.419 |
| 4 | Billy LYLE | a | 13:13.189 | 2:09.854 |
| 50 | Gary JAMISON | a | 13:43.251 | 2:18.797 |
| 59 | Anthony AMBLER | b | 13:47.682 | 2:16.211 |
| 2 | Freddie STEWART | a | 13:50.639 | 2:17.998 |
| 20 | Gary HUTTON | a | 14:02.990 | 2:16.392 |
| 77 | Ian BOYD | a | 14:08.669 | 2:19.936 |
| 43 | Alex McVICKER | b | 14:20.247 | 2:19.175 |
| 16 | Sam KINKEAD | b | 14:35.500 | 2:23.907 |