

# MID-ANTRIM 150

Friday 31<sup>st</sup> July  
& Saturday 1<sup>st</sup> August 2009

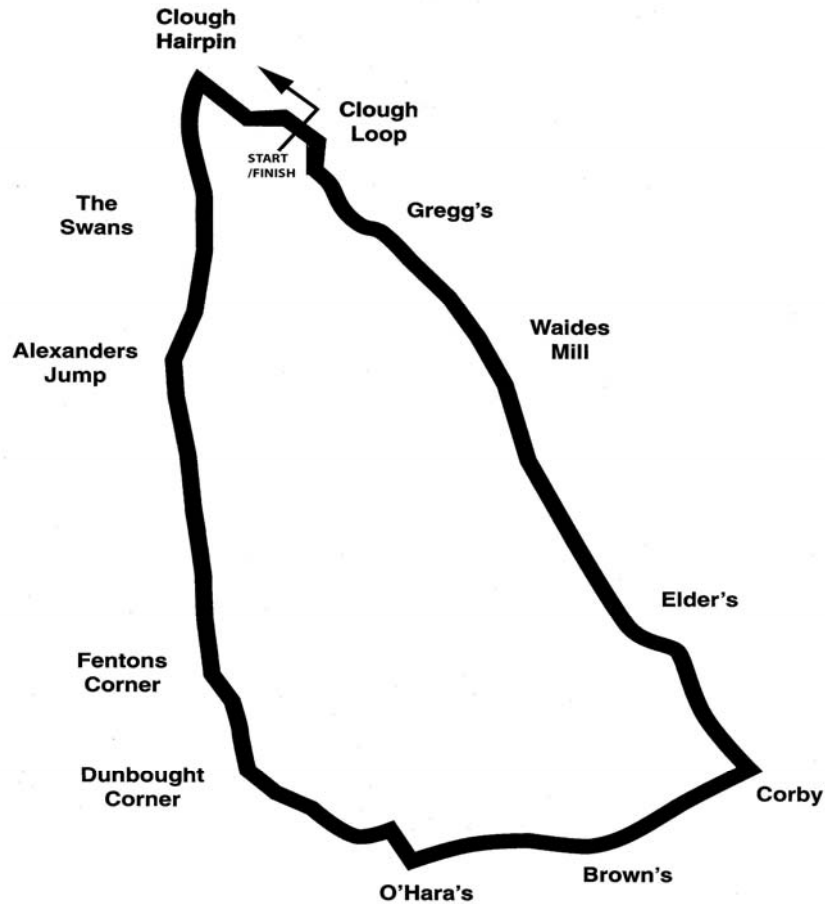
promoted by Mid-Antrim Motor Club  
[www.midantrim150.co.uk](http://www.midantrim150.co.uk)



## SUPERTWINS



# Clough Circuit 3.539 miles



## Lap Records

Class	Rider	Machine	m	s	mph	Year
125cc	Darran Lindsay	Honda	2	10.429	97.681	2004
250cc	Darran Lindsay	Honda	2	02.895	103.669	2004
Supertwins	Des Butler	Suzuki 650	2	18.802	91.788	2007
Supersport	Ryan Farquhar	Kawasaki	1	59.237	106.849	2007
Open 1000cc	Ryan Farquhar	Kawasaki	1	56.435	109.421	2007
Senior Support	Stephen McKnight	Suzuki 750	2	07.368	100.028	2007
Junior Support	Michael Sweeney	Yamaha 250	2	16.152	93.575	2007
Classic 1000cc	Bill Wark	Weslake 900	2	17.87	92.409	2003
Classic 500cc	Adrian McFarland	Honda	2	25.185	87.753	2007
Classic 350cc	Paul Coward	Honda	2	24.437	88.207	2004
Classic 250cc	Geoff McMullan	Suzuki	2	34.01	82.724	2003

## All Time Irish Road Race Winners at 31<sup>st</sup> July 2009 after Faugheen 50

RIDER	NATIONAL	+	INTERNATIONAL	TOTAL
1. Joey Dunlop	119 1971-00	+	37 1977-99	= 156
2. Robert Dunlop	111 1980-08	+	24 1986-06	= 135
3. Ryan Farquhar	110 1995-09	+	7 2002-07	= 117
4. Ray McCullough	99 1960-82	+	10 1971-82	= 109
5. Phillip McCallen	84 1987-99	+	25 1991-97	= 109

MID-ANTRIM 150

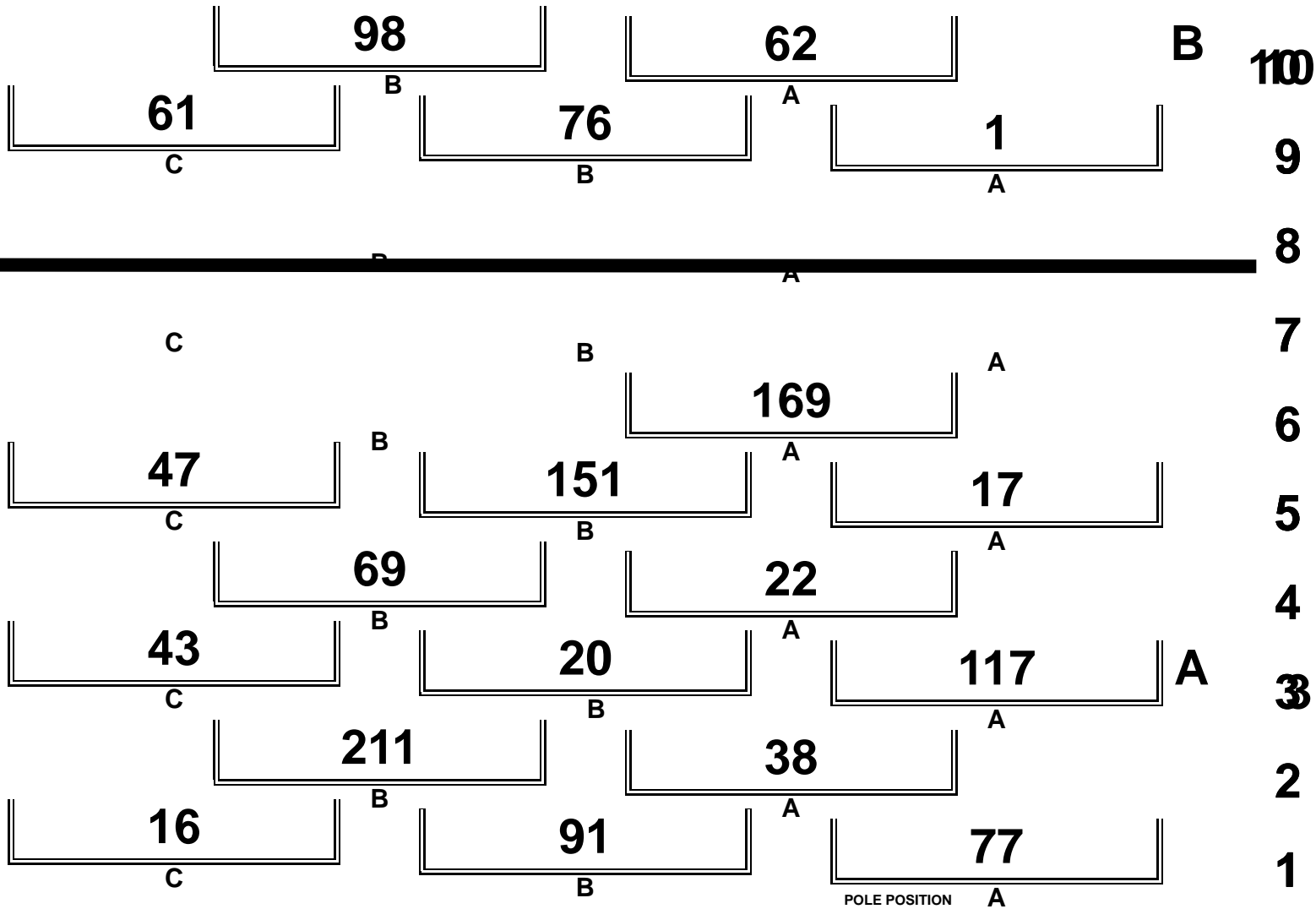
SUPERTWINS

Clough 3.539 Miles

R7: Clinton Enterprises Supertwins

01/08/2009 15:30

Race (7 Laps)



POLE POSITION A



Provisional results subject to confirmation by the Stewards of the Meeting

Orbits

Promoted by Mid-Antrim Motor Club Motorcycle Road Racing Section

www.amb-it.com

MCUI (Ulster Centre) Timing

www.mylaps.com

Licensed to: MCUI

# MID ANTRIM 150

## SUPERTWINS

### Race 7 - Clinton Enterprises Supertwins

Saturday, 01 August 2009



Pos	Class	No	Name	Machine / Sponsor	Gp	Laps	Total Time	Behind	Speed	-----Best Lap-----		
										Time	Speed	On
1	Stwins	77	Ryan FARQUHAR	Kawasaki 650 - D 'n' D Motorcycles	a	4	8:57.755		94.767	2:13.729	95.270	3
2	Stwins	16	John BURROWS	Suzuki 650	a	4	9:17.648	19.893	91.387	2:17.765	92.479	4
3	Stwins	38	Darren GILPIN	Suzuki 650 - Irish Racer	a	4	9:18.073	20.318	91.317	2:18.590	91.929	4
4	Stwins	1	Barry DAVIDSON	Suzuki 650	b	4	9:20.552	22.797	90.913	2:17.333	92.770	3
5	Stwins	91	Des BUTLER	Suzuki 650	a	4	9:20.746	22.991	90.882	2:18.885	91.733	3
6	Stwins	22	Lee HILL	Suzuki 650 - NH trade frames	a	4	9:39.249	41.494	87.979	2:22.507	89.402	2
7	Stwins	169	Philip MULLAN	Suzuki 650 - PM & Sons	a	4	9:39.813	42.058	87.893	2:23.445	88.817	3
8	Stwins	69	Ronnie SCOTT	Suzuki 650	a	4	9:40.809	43.054	87.742	2:22.960	89.119	2
9	Stwins	117	Dave WALSH	Suzuki 650 - Selective Developments	a	4	9:42.759	45.004	87.449	2:24.608	88.103	2
10	Stwins	43	Neil VICARS	Suzuki 650	a	4	9:45.033	47.278	87.109	2:24.907	87.921	4
11	Stwins	62	Craig SHIRLAW	Kawasaki 650 - Shirlaw Racing	b	4	9:55.539	57.784	85.572	2:26.087	87.211	4
12	Stwins	76	Maria COSTELLO	Suzuki 650	b	4	10:08.755	1:11.000	83.714	2:30.096	84.882	4
13	Stwins	20	Martin LYONS	Suzuki 650 - Lyons	a	4	10:12.056	1:14.301	83.263	2:28.498	85.795	4
14	Stwins	17	Dave HEDISON	Kawasaki 650	a	4	10:19.969	1:22.214	82.200	2:32.210	83.703	4
15	Stwins	47	David BLACK	Suzuki 650	a	4	10:20.760	1:23.005	82.095	2:31.180	84.273	4
16	Stwins	151	Phillip DRENNAN	Suzuki 650	a	4	10:21.228	1:23.473	82.034	2:30.943	84.405	4
17	Stwins	61	Roy McLARNON	Suzuki 650	a	4	11:11.872	2:14.117	75.850	2:43.885	77.740	4


#### Fastest Lap / New Lap Record 95.270 mph (Previously 91.788 mph)

Stwins	77	Ryan FARQUHAR	Kawasaki 650 - D 'n' D Motorcycles	a						2:13.729	95.270	3
--------	----	---------------	------------------------------------	---	--	--	--	--	--	----------	--------	---

#### Not Classified

<b>DNF</b>	Stwins	98	Trevor BLACK	Suzuki 650	b	1	2:40.697	3 Laps	79.282	2:40.697	79.282	1
------------	--------	----	--------------	------------	---	---	----------	--------	--------	----------	--------	---

These Results are provisional and are subject to ratification by the Stewards of the Meeting.

Track	<b>Clough</b>	Signed		Organising Club	<b>Mid-Antrim Motor Club</b>
Length(miles)	<b>3.5390</b>		Chief Timekeeper	Warmup Started	
Weather	<b>Cloudy</b>			Race Started	<b>14:43:59.719</b>
Track	<b>Dry</b>	Issued At:	14:57:19	<b>Gp Time Diff - b 18.81</b>	



**MCUI**  
Ulster Centre  
Timing  
www.mcui-uc.org.uk



Powered by  
**e-Laps II**  
© 2008  
Walter Marks

# MID ANTRIM 150

## SUPERTWINS

### Race 7 - Clinton Enterprises Supertwins

Saturday, 01 August 2009

## DETAILED RESULT



### Supertwins

#### Race Classification

#### **1** 77 Ryan FARQUHAR

Total Time **8:57.755** Avg Speed **94.767** Behind  
Best Time **2:13.729** Best Speed **95.270** On **3** Gp **a**

Lap	Elapsed Time	Lap Time	Lap Speed
1	2:14.760	2:14.760	94.541
2	4:29.126	2:14.366	94.819
3	6:42.855	2:13.729	95.270
4	8:57.755	2:14.900	94.443

#### **2** 16 John BURROWS

Total Time **9:17.648** Avg Speed **91.387** Behind **19.893**  
Best Time **2:17.765** Best Speed **92.479** On **4** Gp **a**

Lap	Elapsed Time	Lap Time	Lap Speed
1	2:21.544	2:21.544	90.010
2	4:40.658	2:19.114	91.582
3	6:59.883	2:19.225	91.509
4	9:17.648	2:17.765	92.479

#### **3** 38 Darren GILPIN

Total Time **9:18.073** Avg Speed **91.317** Behind **20.318**  
Best Time **2:18.590** Best Speed **91.929** On **4** Gp **a**

Lap	Elapsed Time	Lap Time	Lap Speed
1	2:20.810	2:20.810	90.479
2	4:40.112	2:19.302	91.459
3	6:59.483	2:19.371	91.414
4	9:18.073	2:18.590	91.929

#### **4** 1 Barry DAVIDSON

Total Time **9:20.552** Avg Speed **90.913** Behind **22.797**  
Best Time **2:17.333** Best Speed **92.770** On **3** Gp **b**

Lap	Elapsed Time	Lap Time	Lap Speed
1	2:24.001	2:24.001	88.474
2	4:44.286	2:20.285	90.818
3	7:01.619	2:17.333	92.770
4	9:20.552	2:18.933	91.702

#### **5** 91 Des BUTLER

Total Time **9:20.746** Avg Speed **90.882** Behind **22.991**  
Best Time **2:18.885** Best Speed **91.733** On **3** Gp **a**

Lap	Elapsed Time	Lap Time	Lap Speed
1	2:22.790	2:22.790	89.225
2	4:42.411	2:19.621	91.250
3	7:01.296	2:18.885	91.733
4	9:20.746	2:19.450	91.362

### Supertwins

#### Race Classification

#### **6** 22 Lee HILL

Total Time **9:39.249** Avg Speed **87.979** Behind **41.494**  
Best Time **2:22.507** Best Speed **89.402** On **2** Gp **a**

Lap	Elapsed Time	Lap Time	Lap Speed
1	2:28.197	2:28.197	85.969
2	4:50.704	2:22.507	89.402
3	7:15.398	2:24.694	88.051
4	9:39.249	2:23.851	88.567

#### **7** 169 Philip MULLAN

Total Time **9:39.813** Avg Speed **87.893** Behind **42.058**  
Best Time **2:23.445** Best Speed **88.817** On **3** Gp **a**

Lap	Elapsed Time	Lap Time	Lap Speed
1	2:29.076	2:29.076	85.462
2	4:52.640	2:23.564	88.744
3	7:16.085	2:23.445	88.817
4	9:39.813	2:23.728	88.642

#### **8** 69 Ronnie SCOTT

Total Time **9:40.809** Avg Speed **87.742** Behind **43.054**  
Best Time **2:22.960** Best Speed **89.119** On **2** Gp **a**

Lap	Elapsed Time	Lap Time	Lap Speed
1	2:30.509	2:30.509	84.649
2	4:53.469	2:22.960	89.119
3	7:17.094	2:23.625	88.706
4	9:40.809	2:23.715	88.650

#### **9** 117 Dave WALSH

Total Time **9:42.759** Avg Speed **87.449** Behind **45.004**  
Best Time **2:24.608** Best Speed **88.103** On **2** Gp **a**

Lap	Elapsed Time	Lap Time	Lap Speed
1	2:27.633	2:27.633	86.298
2	4:52.241	2:24.608	88.103
3	7:18.009	2:25.768	87.402
4	9:42.759	2:24.750	88.017

#### **10** 43 Neil VICARS

Total Time **9:45.033** Avg Speed **87.109** Behind **47.278**  
Best Time **2:24.907** Best Speed **87.921** On **4** Gp **a**

Lap	Elapsed Time	Lap Time	Lap Speed
1	2:28.840	2:28.840	85.598
2	4:54.300	2:25.460	87.587
3	7:20.126	2:25.826	87.367
4	9:45.033	2:24.907	87.921



MCUI  
Ulster Centre  
Timing  
www.mcui-uc.org.uk



Powered by  
e-Laps II  
© 2008  
Walter Marks

# MID ANTRIM 150

## SUPERTWINS

Race 7 - Clinton Enterprises Supertwins

Saturday, 01 August 2009

### DETAILED RESULT



Supertwins

#### Race Classification

**11** 62 Craig SHIRLAW

Total Time **9:55.539** Avg Speed **85.572** Behind **57.784**  
Best Time **2:26.087** Best Speed **87.211** On **4** Gp **b**

Lap	Elapsed Time	Lap Time	Lap Speed
1	2:31.715	2:31.715	83.976
2	4:59.973	2:28.258	85.934
3	7:29.452	2:29.479	85.232
4	9:55.539	2:26.087	87.211

**12** 76 Maria COSTELLO

Total Time **10:08.755** Avg Speed **83.714** Behind **1:11.000**  
Best Time **2:30.096** Best Speed **84.882** On **4** Gp **b**

Lap	Elapsed Time	Lap Time	Lap Speed
1	2:36.067	2:36.067	81.634
2	5:08.346	2:32.279	83.665
3	7:38.659	2:30.313	84.759
4	10:08.755	2:30.096	84.882

**13** 20 Martin LYONS

Total Time **10:12.056** Avg Speed **83.263** Behind **1:14.301**  
Best Time **2:28.498** Best Speed **85.795** On **4** Gp **a**

Lap	Elapsed Time	Lap Time	Lap Speed
1	2:42.563	2:42.563	78.372
2	5:13.958	2:31.395	84.153
3	7:43.558	2:29.600	85.163
4	10:12.056	2:28.498	85.795

**14** 17 Dave HEDISON

Total Time **10:19.969** Avg Speed **82.200** Behind **1:22.214**  
Best Time **2:32.210** Best Speed **83.703** On **4** Gp **a**

Lap	Elapsed Time	Lap Time	Lap Speed
1	2:40.473	2:40.473	79.393
2	5:15.090	2:34.617	82.400
3	7:47.759	2:32.669	83.451
4	10:19.969	2:32.210	83.703

**15** 47 David BLACK

Total Time **10:20.760** Avg Speed **82.095** Behind **1:23.005**  
Best Time **2:31.180** Best Speed **84.273** On **4** Gp **a**

Lap	Elapsed Time	Lap Time	Lap Speed
1	2:42.304	2:42.304	78.497
2	5:17.939	2:35.635	81.861
3	7:49.580	2:31.641	84.017
4	10:20.760	2:31.180	84.273

Supertwins

#### Race Classification

**16** 151 Phillip DRENNAN

Total Time **10:21.228** Avg Speed **82.034** Behind **1:23.473**  
Best Time **2:30.943** Best Speed **84.405** On **4** Gp **a**

Lap	Elapsed Time	Lap Time	Lap Speed
1	2:41.766	2:41.766	78.758
2	5:17.199	2:35.433	81.967
3	7:50.285	2:33.086	83.224
4	10:21.228	2:30.943	84.405

**17** 61 Roy McLARNON

Total Time **11:11.872** Avg Speed **75.850** Behind **2:14.117**  
Best Time **2:43.885** Best Speed **77.740** On **4** Gp **a**

Lap	Elapsed Time	Lap Time	Lap Speed
1	2:51.923	2:51.923	74.105
2	5:40.744	2:48.821	75.467
3	8:27.987	2:47.243	76.179
4	11:11.872	2:43.885	77.740

#### Not Classified

**DNF** 98 Trevor BLACK

Total Time **2:40.697** Avg Speed **79.282** Behind **3 Laps**  
Best Time **2:40.697** Best Speed **79.282** On **1** Gp **b**

Lap	Elapsed Time	Lap Time	Lap Speed
1	2:40.697	2:40.697	79.282



MCUI  
Ulster Centre  
Timing  
www.mcui-uc.org.uk



Powered by  
e-Laps II  
© 2008  
Walter Marks

# MID ANTRIM 150

## SUPERTWINS

### Race 7 - Clinton Enterprises Supertwins

# LAP CHART

**1**

No	Name	G	Elapsed Time	Lap Time
77	Ryan FARQUHAR	a	2:14.760	2:14.760
38	Darren GILPIN	a	2:20.810	2:20.810
16	John BURROWS	a	2:21.544	2:21.544
91	Des BUTLER	a	2:22.790	2:22.790
1	Barry DAVIDSON	b	2:24.001	2:24.001
117	Dave WALSH	a	2:27.633	2:27.633
22	Lee HILL	a	2:28.197	2:28.197
43	Neil VICARS	a	2:28.840	2:28.840
169	Philip MULLAN	a	2:29.076	2:29.076
69	Ronnie SCOTT	a	2:30.509	2:30.509
62	Craig SHIRLAW	b	2:31.715	2:31.715
76	Maria COSTELLO	b	2:36.067	2:36.067
17	Dave HEDISON	a	2:40.473	2:40.473
98	Trevor BLACK	b	2:40.697	2:40.697
151	Phillip DRENNAN	a	2:41.766	2:41.766
47	David BLACK	a	2:42.304	2:42.304
20	Martin LYONS	a	2:42.563	2:42.563
61	Roy McLARNON	a	2:51.923	2:51.923

**2**

No	Name	G	Elapsed Time	Lap Time
77	Ryan FARQUHAR	a	4:29.126	2:14.366
38	Darren GILPIN	a	4:40.112	2:19.302
16	John BURROWS	a	4:40.658	2:19.114
91	Des BUTLER	a	4:42.411	2:19.621
1	Barry DAVIDSON	b	4:44.286	2:20.285
22	Lee HILL	a	4:50.704	2:22.507
117	Dave WALSH	a	4:52.241	2:24.608
169	Philip MULLAN	a	4:52.640	2:23.564
69	Ronnie SCOTT	a	4:53.469	2:22.960
43	Neil VICARS	a	4:54.300	2:25.460
62	Craig SHIRLAW	b	4:59.973	2:28.258
76	Maria COSTELLO	b	5:08.346	2:32.279
20	Martin LYONS	a	5:13.958	2:31.395
17	Dave HEDISON	a	5:15.090	2:34.617
151	Phillip DRENNAN	a	5:17.199	2:35.433
47	David BLACK	a	5:17.939	2:35.635
61	Roy McLARNON	a	5:40.744	2:48.821

**3**

No	Name	G	Elapsed Time	Lap Time
77	Ryan FARQUHAR	a	6:42.855	2:13.729
38	Darren GILPIN	a	6:59.483	2:19.371
16	John BURROWS	a	6:59.883	2:19.225
91	Des BUTLER	a	7:01.296	2:18.885
1	Barry DAVIDSON	b	7:01.619	2:17.333
22	Lee HILL	a	7:15.398	2:24.694
169	Philip MULLAN	a	7:16.085	2:23.445
69	Ronnie SCOTT	a	7:17.094	2:23.625
117	Dave WALSH	a	7:18.009	2:25.768
43	Neil VICARS	a	7:20.126	2:25.826
62	Craig SHIRLAW	b	7:29.452	2:29.479
76	Maria COSTELLO	b	7:38.659	2:30.313
20	Martin LYONS	a	7:43.558	2:29.600
17	Dave HEDISON	a	7:47.759	2:32.669
47	David BLACK	a	7:49.580	2:31.641
151	Phillip DRENNAN	a	7:50.285	2:33.086
61	Roy McLARNON	a	8:27.987	2:47.243

**4**

No	Name	G	Elapsed Time	Lap Time
77	Ryan FARQUHAR	a	8:57.755	2:14.900
16	John BURROWS	a	9:17.648	2:17.765
38	Darren GILPIN	a	9:18.073	2:18.590
1	Barry DAVIDSON	b	9:20.552	2:18.933
91	Des BUTLER	a	9:20.746	2:19.450
22	Lee HILL	a	9:39.249	2:23.851
169	Philip MULLAN	a	9:39.813	2:23.728
69	Ronnie SCOTT	a	9:40.809	2:23.715
117	Dave WALSH	a	9:42.759	2:24.750
43	Neil VICARS	a	9:45.033	2:24.907
62	Craig SHIRLAW	b	9:55.539	2:26.087
76	Maria COSTELLO	b	10:08.755	2:30.096
20	Martin LYONS	a	10:12.056	2:28.498
17	Dave HEDISON	a	10:19.969	2:32.210
47	David BLACK	a	10:20.760	2:31.180
151	Phillip DRENNAN	a	10:21.228	2:30.943
61	Roy McLARNON	a	11:11.872	2:43.885



MCUI  
Ulster Centre  
Timing  
www.mcui-uc.org.uk



Powered by  
e-Laps II  
© 2008  
Walter Marks