

MID-ANTRIM 150

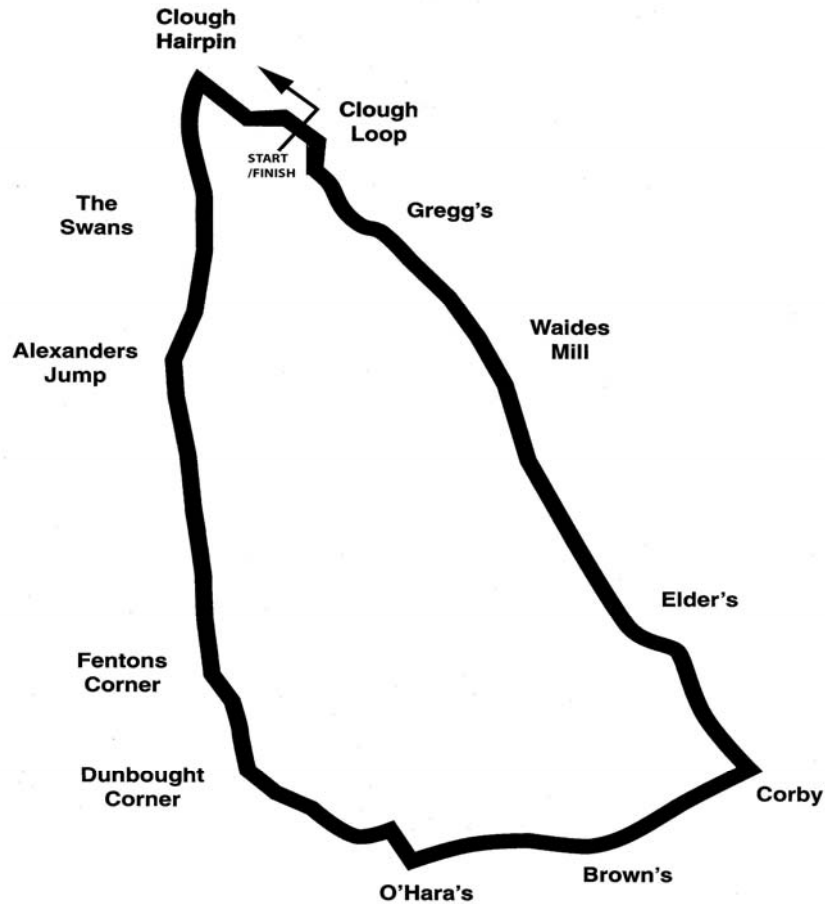
Friday 31st July
& Saturday 1st August 2009

promoted by Mid-Antrim Motor Club
www.midantrim150.co.uk

**24/7 TRUCK & CAR RENTALS SUPERBIKE
&
CLOUGH GLASGOW RANGERS SUPPORTERS
CLUB SUPERBIKE**



Clough Circuit 3.539 miles



Lap Records

Class	Rider	Machine	m	s	mph	Year
125cc	Darran Lindsay	Honda	2	10.429	97.681	2004
250cc	Darran Lindsay	Honda	2	02.895	103.669	2004
Supertwins	Des Butler	Suzuki 650	2	18.802	91.788	2007
Supersport	Ryan Farquhar	Kawasaki	1	59.237	106.849	2007
Open 1000cc	Ryan Farquhar	Kawasaki	1	56.435	109.421	2007
Senior Support	Stephen McKnight	Suzuki 750	2	07.368	100.028	2007
Junior Support	Michael Sweeney	Yamaha 250	2	16.152	93.575	2007
Classic 1000cc	Bill Wark	Weslake 900	2	17.87	92.409	2003
Classic 500cc	Adrian McFarland	Honda	2	25.185	87.753	2007
Classic 350cc	Paul Coward	Honda	2	24.437	88.207	2004
Classic 250cc	Geoff McMullan	Suzuki	2	34.01	82.724	2003

All Time Irish Road Race Winners at 31st July 2009 after Faugheen 50

RIDER	NATIONAL	+	INTERNATIONAL	TOTAL
1. Joey Dunlop	119 1971-00	+	37 1977-99	= 156
2. Robert Dunlop	111 1980-08	+	24 1986-06	= 135
3. Ryan Farquhar	110 1995-09	+	7 2002-07	= 117
4. Ray McCullough	99 1960-82	+	10 1971-82	= 109
5. Phillip McCallen	84 1987-99	+	25 1991-97	= 109

MID-ANTRIM 150

SUPERBIKE

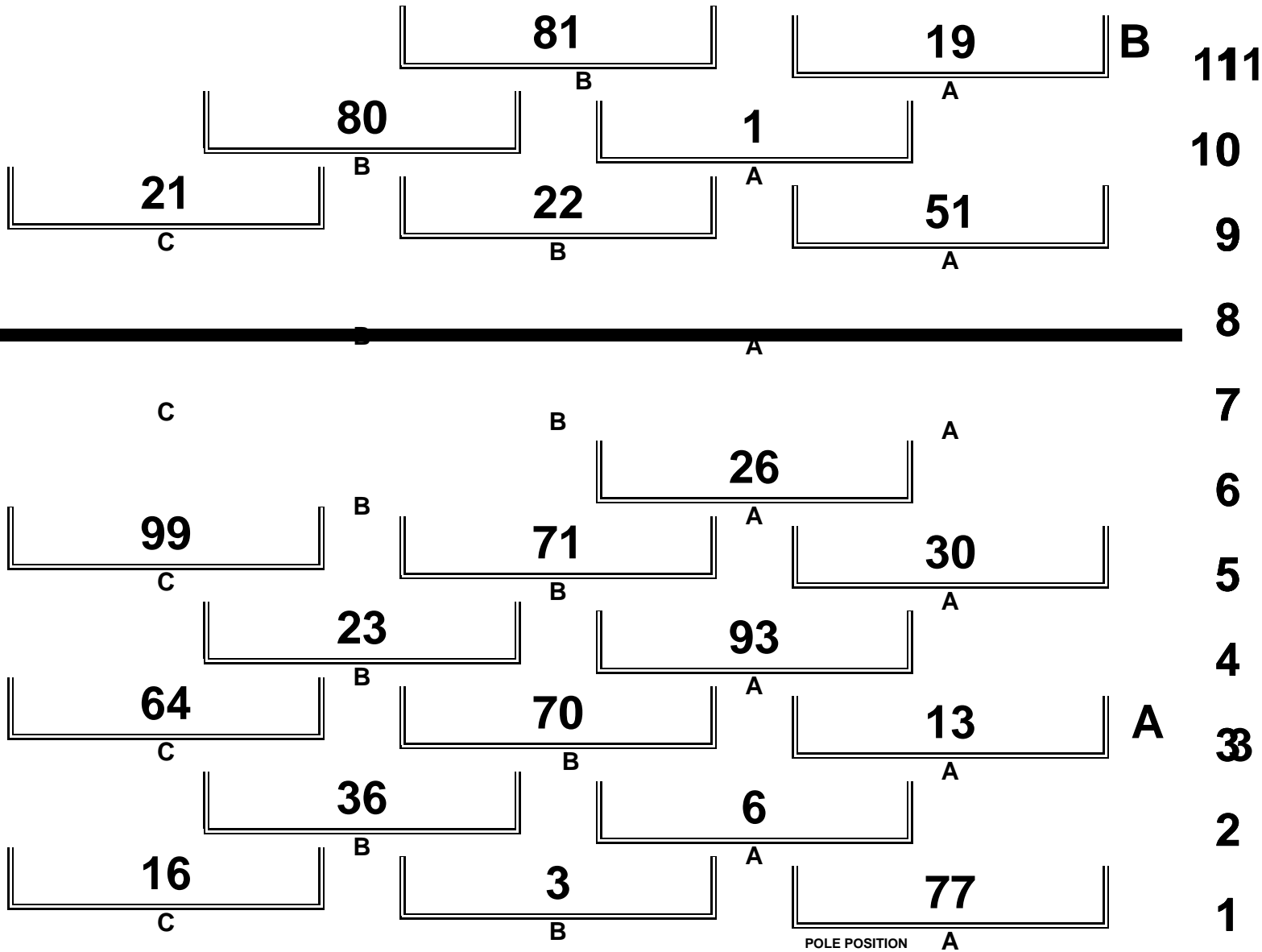
Clough 3.539 Miles

R2: 24/7 Truck & Car Rentals Superbike

01/08/2009 11:45

Race (7 Laps)

RACE 2 - SUPERBIKE



POLE POSITION



Provisional results subject to confirmation by the Stewards of the Meeting

Orbits

Promoted by Mid-Antrim Motor Club Motorcycle Road Racing Section

www.amb-it.com

MCUI (Ulster Centre) Timing

www.mylaps.com

Licensed to: MCUI

MID ANTRIM 150

SUPERBIKE

Race 2 - 24/7 Truck & Car Rentals Superbike

Saturday, 01 August 2009



-----Best Lap-----
Pos Class No Name Machine / Sponsor Gp Laps Total Time Behind Speed Time Speed On

Race Classification

Pos	Class	No	Name	Machine / Sponsor	Gp	Laps	Total Time	Behind	Speed	Time	Speed	On
1	Open	77	Ryan FARQUHAR	Kawasaki - KMR Kawasaki	a	5	10:44.981		98.766	2:06.144	100.999	2
2	Open	3	Michael DUNLOP	Yamaha - Streetsweep	a	5	10:51.431	6.450	97.788	2:07.251	100.120	5
3	Open	13	Adrian ARCHIBALD	Suzuki - AMA Racing	a	5	10:54.495	9.514	97.330	2:08.706	98.988	4
4	Open	16	John BURROWS	Suzuki - Burrows Engineering	a	5	11:11.397	26.416	94.880	2:11.496	96.888	2
5	Open	30	Wayne KENNEDY	Yamaha 600 - GB Racing / Doons Stores	a	5	11:18.946	33.965	93.825	2:11.835	96.639	5
6	Open	23	Andrew BRADY	Yamaha - T & M Racing	a	5	11:26.998	42.017	92.725	2:14.830	94.492	2
7	Open	26	Dennis BOOTH	Yamaha 600	a	5	11:28.712	43.731	92.494	2:16.098	93.612	5
8	Open	22	Stephen McILVENNA	Yamaha 600 - McIlvenna Racing	b	5	11:29.622	44.641	92.372	2:14.169	94.958	2
9	Open	81	Seamus ELLIOTT	Yamaha 600	b	5	11:53.153	1:08.172	89.324	2:18.444	92.026	5
10	Open	80	Phill ARCHER	Triumph 675	b	5	11:56.072	1:11.091	88.960	2:20.349	90.777	4
11	Open	21	Alan CONNOR	Suzuki - Connor Racing	b	5	11:58.041	1:13.060	88.716	2:21.293	90.170	3
12	Open	51	Darwyn YOUNG	Suzuki 750 - Home Clean	b	5	12:20.537	1:35.556	86.021	2:24.304	88.289	2


Fastest Lap

Open	77	Ryan FARQUHAR	Kawasaki - KMR Kawasaki	a						2:06.144	100.999	2
------	----	---------------	-------------------------	---	--	--	--	--	--	----------	---------	---

Not Classified

DNF	Open	93	Paul CRANSTON	Honda - P & J Fuel Haulage	a	3	7:48.042	2 Laps	81.662	2:15.090	94.310	2
DNF	Open	36	Michael PEARSON	Honda - Pearson Transport Services	a	1	2:26.341	4 Laps	87.060	2:26.341	87.060	1

These Results are provisional and are subject to ratification by the Stewards of the Meeting.

Track	Clough	Signed		Organising Club	Mid-Antrim Motor Club
Length(miles)	3.5390		Chief Timekeeper	Warmup Started	
Weather	Cloudy			Race Started	12:05:14.074
Track	Damp	Issued At:	14:04:13		



MCUI
Ulster Centre
Timing
www.mcui-uc.org.uk



Powered by
e-Laps II
© 2008
Walter Marks

MID ANTRIM 150

SUPERBIKE

Race 2 - 24/7 Truck & Car Rentals Superbike

Saturday, 01 August 2009

DETAILED RESULT



Superbike

Race Classification

1 77 Ryan FARQUHAR

Total Time **10:44.981** Avg Speed **98.766** Behind
Best Time **2:06.144** Best Speed **100.999** On 2 Gp a

Lap	Elapsed Time	Lap Time	Lap Speed
1	2:11.050	2:11.050	97.218
2	4:17.194	2:06.144	100.999
3	6:24.435	2:07.241	100.128
4	8:33.897	2:09.462	98.410
5	10:44.981	2:11.084	97.193

2 3 Michael DUNLOP

Total Time **10:51.431** Avg Speed **97.788** Behind **6.450**
Best Time **2:07.251** Best Speed **100.120** On 5 Gp a

Lap	Elapsed Time	Lap Time	Lap Speed
1	2:15.794	2:15.794	93.822
2	4:26.090	2:10.296	97.780
3	6:35.558	2:09.468	98.406
4	8:44.180	2:08.622	99.053
5	10:51.431	2:07.251	100.120

3 13 Adrian ARCHIBALD

Total Time **10:54.495** Avg Speed **97.330** Behind **9.514**
Best Time **2:08.706** Best Speed **98.988** On 4 Gp a

Lap	Elapsed Time	Lap Time	Lap Speed
1	2:16.547	2:16.547	93.304
2	4:26.798	2:10.251	97.814
3	6:36.139	2:09.341	98.502
4	8:44.845	2:08.706	98.988
5	10:54.495	2:09.650	98.268

4 16 John BURROWS

Total Time **11:11.397** Avg Speed **94.880** Behind **26.416**
Best Time **2:11.496** Best Speed **96.888** On 2 Gp a

Lap	Elapsed Time	Lap Time	Lap Speed
1	2:17.463	2:17.463	92.682
2	4:28.959	2:11.496	96.888
3	6:42.418	2:13.459	95.463
4	8:56.716	2:14.298	94.867
5	11:11.397	2:14.681	94.597

Superbike

Race Classification

5 30 Wayne KENNEDY

Total Time **11:18.946** Avg Speed **93.825** Behind **33.965**
Best Time **2:11.835** Best Speed **96.639** On 5 Gp a

Lap	Elapsed Time	Lap Time	Lap Speed
1	2:26.433	2:26.433	87.005
2	4:39.440	2:13.007	95.787
3	6:53.994	2:14.554	94.686
4	9:07.111	2:13.117	95.708
5	11:18.946	2:11.835	96.639

6 23 Andrew BRADY

Total Time **11:26.998** Avg Speed **92.725** Behind **42.017**
Best Time **2:14.830** Best Speed **94.492** On 2 Gp a

Lap	Elapsed Time	Lap Time	Lap Speed
1	2:25.937	2:25.937	87.301
2	4:40.767	2:14.830	94.492
3	6:56.060	2:15.293	94.169
4	9:11.552	2:15.492	94.031
5	11:26.998	2:15.446	94.063

7 26 Dennis BOOTH

Total Time **11:28.712** Avg Speed **92.494** Behind **43.731**
Best Time **2:16.098** Best Speed **93.612** On 5 Gp a

Lap	Elapsed Time	Lap Time	Lap Speed
1	2:20.307	2:20.307	90.804
2	4:37.195	2:16.888	93.072
3	6:56.211	2:19.016	91.647
4	9:12.614	2:16.403	93.403
5	11:28.712	2:16.098	93.612

8 22 Stephen McILVENNA

Total Time **11:29.622** Avg Speed **92.372** Behind **44.641**
Best Time **2:14.169** Best Speed **94.958** On 2 Gp b

Lap	Elapsed Time	Lap Time	Lap Speed
1	2:26.954	2:26.954	86.697
2	4:41.123	2:14.169	94.958
3	6:56.615	2:15.492	94.031
4	9:12.928	2:16.313	93.464
5	11:29.622	2:16.694	93.204



MCUI
Ulster Centre
Timing
www.mcui-uc.org.uk



Powered by
e-Laps II
© 2008
Walter Marks

MID ANTRIM 150

SUPERBIKE

Race 2 - 24/7 Truck & Car Rentals Superbike

Saturday, 01 August 2009

DETAILED RESULT



Superbike

Race Classification

9 81 Seamus ELLIOTT

Total Time **11:53.153** Avg Speed **89.324** Behind **1:08.172**
Best Time **2:18.444** Best Speed **92.026** On **5** Gp **b**

Lap	Elapsed Time	Lap Time	Lap Speed
1	2:29.381	2:29.381	85.288
2	4:51.136	2:21.755	89.876
3	7:12.788	2:21.652	89.942
4	9:34.709	2:21.921	89.771
5	11:53.153	2:18.444	92.026

10 80 Phill ARCHER

Total Time **11:56.072** Avg Speed **88.960** Behind **1:11.091**
Best Time **2:20.349** Best Speed **90.777** On **4** Gp **b**

Lap	Elapsed Time	Lap Time	Lap Speed
1	2:30.055	2:30.055	84.905
2	4:52.307	2:22.252	89.562
3	7:13.782	2:21.475	90.054
4	9:34.131	2:20.349	90.777
5	11:56.072	2:21.941	89.758

11 21 Alan CONNOR

Total Time **11:58.041** Avg Speed **88.716** Behind **1:13.060**
Best Time **2:21.293** Best Speed **90.170** On **3** Gp **b**

Lap	Elapsed Time	Lap Time	Lap Speed
1	2:29.170	2:29.170	85.409
2	4:50.803	2:21.633	89.954
3	7:12.096	2:21.293	90.170
4	9:33.523	2:21.427	90.085
5	11:58.041	2:24.518	88.158

12 51 Darwyn YOUNG

Total Time **12:20.537** Avg Speed **86.021** Behind **1:35.556**
Best Time **2:24.304** Best Speed **88.289** On **2** Gp **b**

Lap	Elapsed Time	Lap Time	Lap Speed
1	2:31.114	2:31.114	84.310
2	4:55.418	2:24.304	88.289
3	7:23.198	2:27.780	86.212
4	9:50.886	2:27.688	86.266
5	12:20.537	2:29.651	85.134

Not Classified

Superbike

Not Classified

DNF 93 Paul CRANSTON

Total Time **7:48.042** Avg Speed **81.662** Behind **2 Laps**
Best Time **2:15.090** Best Speed **94.310** On **2** Gp **a**

Lap	Elapsed Time	Lap Time	Lap Speed
1	2:21.434	2:21.434	90.080
2	4:36.524	2:15.090	94.310
3	7:48.042	3:11.518	66.523

DNF 36 Michael PEARSON

Total Time **2:26.341** Avg Speed **87.060** Behind **4 Laps**
Best Time **2:26.341** Best Speed **87.060** On **1** Gp **a**

Lap	Elapsed Time	Lap Time	Lap Speed
1	2:26.341	2:26.341	87.060



MCUI
Ulster Centre
Timing
www.mcui-uc.org.uk



Powered by
e-Laps II
© 2008
Walter Marks

MID ANTRIM 150

SUPERBIKE

Race 2 - 24/7 Truck & Car Rentals Superbike

LAP CHART

**1**

No	Name	G	Elapsed Time	Lap Time
77	Ryan FARQUHAR	a	2:11.050	2:11.050
3	Michael DUNLOP	a	2:15.794	2:15.794
13	Adrian ARCHIBALD	a	2:16.547	2:16.547
16	John BURROWS	a	2:17.463	2:17.463
26	Dennis BOOTH	a	2:20.307	2:20.307
93	Paul CRANSTON	a	2:21.434	2:21.434
23	Andrew BRADY	a	2:25.937	2:25.937
36	Michael PEARSON	a	2:26.341	2:26.341
30	Wayne KENNEDY	a	2:26.433	2:26.433
22	Stephen McILVENNA	b	2:26.954	2:26.954
21	Alan CONNOR	b	2:29.170	2:29.170
81	Seamus ELLIOTT	b	2:29.381	2:29.381
80	Phill ARCHER	b	2:30.055	2:30.055
51	Darwyn YOUNG	b	2:31.114	2:31.114

4

No	Name	G	Elapsed Time	Lap Time
77	Ryan FARQUHAR	a	8:33.897	2:09.462
3	Michael DUNLOP	a	8:44.180	2:08.622
13	Adrian ARCHIBALD	a	8:44.845	2:08.706
16	John BURROWS	a	8:56.716	2:14.298
30	Wayne KENNEDY	a	9:07.111	2:13.117
23	Andrew BRADY	a	9:11.552	2:15.492
26	Dennis BOOTH	a	9:12.614	2:16.403
22	Stephen McILVENNA	b	9:12.928	2:16.313
21	Alan CONNOR	b	9:33.523	2:21.427
80	Phill ARCHER	b	9:34.131	2:20.349
81	Seamus ELLIOTT	b	9:34.709	2:21.921
51	Darwyn YOUNG	b	9:50.886	2:27.688

2

No	Name	G	Elapsed Time	Lap Time
77	Ryan FARQUHAR	a	4:17.194	2:06.144
3	Michael DUNLOP	a	4:26.090	2:10.296
13	Adrian ARCHIBALD	a	4:26.798	2:10.251
16	John BURROWS	a	4:28.959	2:11.496
93	Paul CRANSTON	a	4:36.524	2:15.090
26	Dennis BOOTH	a	4:37.195	2:16.888
30	Wayne KENNEDY	a	4:39.440	2:13.007
23	Andrew BRADY	a	4:40.767	2:14.830
22	Stephen McILVENNA	b	4:41.123	2:14.169
21	Alan CONNOR	b	4:50.803	2:21.633
81	Seamus ELLIOTT	b	4:51.136	2:21.755
80	Phill ARCHER	b	4:52.307	2:22.252
51	Darwyn YOUNG	b	4:55.418	2:24.304

5

No	Name	G	Elapsed Time	Lap Time
77	Ryan FARQUHAR	a	10:44.981	2:11.084
3	Michael DUNLOP	a	10:51.431	2:07.251
13	Adrian ARCHIBALD	a	10:54.495	2:09.650
16	John BURROWS	a	11:11.397	2:14.681
30	Wayne KENNEDY	a	11:18.946	2:11.835
23	Andrew BRADY	a	11:26.998	2:15.446
26	Dennis BOOTH	a	11:28.712	2:16.098
22	Stephen McILVENNA	b	11:29.622	2:16.694
81	Seamus ELLIOTT	b	11:53.153	2:18.444
80	Phill ARCHER	b	11:56.072	2:21.941
21	Alan CONNOR	b	11:58.041	2:24.518
51	Darwyn YOUNG	b	12:20.537	2:29.651

3

No	Name	G	Elapsed Time	Lap Time
77	Ryan FARQUHAR	a	6:24.435	2:07.241
3	Michael DUNLOP	a	6:35.558	2:09.468
13	Adrian ARCHIBALD	a	6:36.139	2:09.341
16	John BURROWS	a	6:42.418	2:13.459
30	Wayne KENNEDY	a	6:53.994	2:14.554
23	Andrew BRADY	a	6:56.060	2:15.293
26	Dennis BOOTH	a	6:56.211	2:19.016
22	Stephen McILVENNA	b	6:56.615	2:15.492
21	Alan CONNOR	b	7:12.096	2:21.293
81	Seamus ELLIOTT	b	7:12.788	2:21.652
80	Phill ARCHER	b	7:13.782	2:21.475
51	Darwyn YOUNG	b	7:23.198	2:27.780
93	Paul CRANSTON	a	7:48.042	3:11.518

MID ANTRIM 150

SUPERBIKE

Race 8 - Clough Rangers Supporters Club Grand Final

Saturday, 01 August 2009



Pos	Class	No	Name	Machine / Sponsor	Gp	Laps	Total Time	Behind	Speed	-----Best Lap-----		
										Time	Speed	On
1	Open	77	Ryan FARQUHAR	Kawasaki - KMR Kawasaki	a	6	12:10.771		104.605	1:59.377	106.724	2
2	Open	3	Michael DUNLOP	Yamaha - Streetsweep	a	6	12:17.934	7.163	103.590	2:01.765	104.631	2
3	Open	13	Adrian ARCHIBALD	Suzuki - AMA Racing	a	6	12:31.623	20.852	101.703	2:03.129	103.472	2
4	Open	16	John BURROWS	Suzuki - Burrows Engineering	a	6	12:32.326	21.555	101.608	2:03.148	103.456	6
5	Open	6	William DUNLOP	Yamaha - CD Racing	a	6	12:32.679	21.908	101.560	2:02.225	104.237	4
6	Open	23	Andrew BRADY	Yamaha - T & M Racing	a	6	12:58.570	47.799	98.183	2:08.402	99.223	2
7	Open	64	Stephen McKNIGHT	Yamaha	a	6	13:01.895	51.124	97.766	2:08.706	98.988	2
8	Open	26	Dennis BOOTH	Yamaha 600	a	6	13:02.107	51.336	97.739	2:08.650	99.031	2
9	Open	22	Stephen McILVENNA	Yamaha 600 - McIlvenna Racing	a	6	13:02.353	51.582	97.708	2:07.212	100.151	2
10	Open	81	Seamus ELLIOTT	Yamaha 600	b	6	13:20.502	1:09.731	95.493	2:11.956	96.550	2
11	Open	1	Darren BURNS	Honda 250 - S Gas NI	b	6	13:20.777	1:10.006	95.460	2:10.824	97.386	6
12	Open	21	Alan CONNOR	Suzuki - Connor Racing	b	6	13:27.713	1:16.942	94.641	2:11.975	96.536	2
13	Open	51	Darwyn YOUNG	Suzuki 750 - Home Clean	b	6	13:38.399	1:27.628	93.405	2:14.039	95.050	2


Fastest Lap

Open	77	Ryan FARQUHAR	Kawasaki - KMR Kawasaki	a						1:59.377	106.724	2
------	----	---------------	-------------------------	---	--	--	--	--	--	----------	---------	---

Not Classified

DNF	Open	30	Wayne KENNEDY	Yamaha - GB Racing / Doons Stores	a	5	10:58.518	1 Lap	96.735	2:08.738	98.964	2
DNF	Open	93	Paul CRANSTON	Honda - P & J Fuel Haulage	a	2	4:18.578	4 Laps	98.542	2:06.760	100.508	2
DNF	Open	72	Victor GILMORE	Honda 250 - Logan Racing	a	1	2:21.246	5 Laps	90.200	2:21.246	90.200	1

These Results are provisional and are subject to ratification by the Stewards of the Meeting.

Track	Clough	Signed		Organising Club	Mid-Antrim Motor Club
Length(miles)	3.5390		Chief Timekeeper	Warmup Started	
Weather	Cloudy			Race Started	15:15:21.335
Track	Dry	Issued At:	15:31:35	Gp Time Diff - b 19.97	



MCUI
Ulster Centre
Timing
www.mcui-uc.org.uk



Powered by
e-Laps II
© 2008
Walter Marks

MID ANTRIM 150

SUPERBIKE

Race 8 - Clough Rangers Supporters Club Grand Final

Saturday, 01 August 2009

DETAILED RESULT



Superbike

Race Classification

1 77 Ryan FARQUHAR

Total Time **12:10.771** Avg Speed **104.605** Behind
Best Time **1:59.377** Best Speed **106.724** On 2 Gp a

Lap	Elapsed Time	Lap Time	Lap Speed
1	2:01.420	2:01.420	104.928
2	4:00.797	1:59.377	106.724
3	6:01.096	2:00.299	105.906
4	8:03.622	2:02.526	103.981
5	10:06.612	2:02.990	103.589
6	12:10.771	2:04.159	102.614

2 3 Michael DUNLOP

Total Time **12:17.934** Avg Speed **103.590** Behind **7.163**
Best Time **2:01.765** Best Speed **104.631** On 2 Gp a

Lap	Elapsed Time	Lap Time	Lap Speed
1	2:04.365	2:04.365	102.444
2	4:06.130	2:01.765	104.631
3	6:08.332	2:02.202	104.257
4	8:10.528	2:02.196	104.262
5	10:14.131	2:03.603	103.075
6	12:17.934	2:03.803	102.909

3 13 Adrian ARCHIBALD

Total Time **12:31.623** Avg Speed **101.703** Behind **20.852**
Best Time **2:03.129** Best Speed **103.472** On 2 Gp a

Lap	Elapsed Time	Lap Time	Lap Speed
1	2:09.872	2:09.872	98.100
2	4:13.001	2:03.129	103.472
3	6:18.004	2:05.003	101.921
4	8:22.904	2:04.900	102.005
5	10:28.379	2:05.475	101.537
6	12:31.623	2:03.244	103.375

4 16 John BURROWS

Total Time **12:32.326** Avg Speed **101.608** Behind **21.555**
Best Time **2:03.148** Best Speed **103.456** On 6 Gp a

Lap	Elapsed Time	Lap Time	Lap Speed
1	2:05.897	2:05.897	101.197
2	4:10.987	2:05.090	101.850
3	6:17.835	2:06.848	100.438
4	8:24.766	2:06.931	100.373
5	10:29.178	2:04.412	102.405
6	12:32.326	2:03.148	103.456

Superbike

Race Classification

5 6 William DUNLOP

Total Time **12:32.679** Avg Speed **101.560** Behind **21.908**
Best Time **2:02.225** Best Speed **104.237** On 4 Gp a

Lap	Elapsed Time	Lap Time	Lap Speed
1	2:14.585	2:14.585	94.664
2	4:20.388	2:05.803	101.273
3	6:25.461	2:05.073	101.864
4	8:27.686	2:02.225	104.237
5	10:29.956	2:02.270	104.199
6	12:32.679	2:02.723	103.814

6 23 Andrew BRADY

Total Time **12:58.570** Avg Speed **98.183** Behind **47.799**
Best Time **2:08.402** Best Speed **99.223** On 2 Gp a

Lap	Elapsed Time	Lap Time	Lap Speed
1	2:12.502	2:12.502	96.153
2	4:20.904	2:08.402	99.223
3	6:31.584	2:10.680	97.493
4	8:41.315	2:09.731	98.206
5	10:50.129	2:08.814	98.905
6	12:58.570	2:08.441	99.193

7 64 Stephen McKNIGHT

Total Time **13:01.895** Avg Speed **97.766** Behind **51.124**
Best Time **2:08.706** Best Speed **98.988** On 2 Gp a

Lap	Elapsed Time	Lap Time	Lap Speed
1	2:11.177	2:11.177	97.124
2	4:19.883	2:08.706	98.988
3	6:30.772	2:10.889	97.337
4	8:42.085	2:11.313	97.023
5	10:51.666	2:09.581	98.320
6	13:01.895	2:10.229	97.831

8 26 Dennis BOOTH

Total Time **13:02.107** Avg Speed **97.739** Behind **51.336**
Best Time **2:08.650** Best Speed **99.031** On 2 Gp a

Lap	Elapsed Time	Lap Time	Lap Speed
1	2:14.000	2:14.000	95.078
2	4:22.650	2:08.650	99.031
3	6:32.355	2:09.705	98.226
4	8:42.887	2:10.532	97.604
5	10:52.267	2:09.380	98.473
6	13:02.107	2:09.840	98.124



MCUI
Ulster Centre
Timing
www.mcui-uc.org.uk



Powered by
e-Laps II
© 2008
Walter Marks

MID ANTRIM 150

SUPERBIKE

Race 8 - Clough Rangers Supporters Club Grand Final

Saturday, 01 August 2009

DETAILED RESULT



Superbike

Race Classification

9 22 Stephen McILVENNA

Total Time **13:02.353** Avg Speed **97.708** Behind **51.582**
Best Time **2:07.212** Best Speed **100.151** On **2** Gp **a**

Lap	Elapsed Time	Lap Time	Lap Speed
1	2:12.887	2:12.887	95.874
2	4:20.099	2:07.212	100.151
3	6:31.006	2:10.907	97.324
4	8:42.308	2:11.302	97.031
5	10:51.957	2:09.649	98.268
6	13:02.353	2:10.396	97.705

10 81 Seamus ELLIOTT

Total Time **13:20.502** Avg Speed **95.493** Behind **1:09.731**
Best Time **2:11.956** Best Speed **96.550** On **2** Gp **b**

Lap	Elapsed Time	Lap Time	Lap Speed
1	2:15.692	2:15.692	93.892
2	4:27.648	2:11.956	96.550
3	6:40.945	2:13.297	95.579
4	8:55.555	2:14.610	94.647
5	11:08.428	2:12.873	95.884
6	13:20.502	2:12.074	96.464

11 1 Darren BURNS

Total Time **13:20.777** Avg Speed **95.460** Behind **1:10.006**
Best Time **2:10.824** Best Speed **97.386** On **6** Gp **b**

Lap	Elapsed Time	Lap Time	Lap Speed
1	2:19.315	2:19.315	91.450
2	4:33.334	2:14.019	95.064
3	6:45.371	2:12.037	96.491
4	8:58.876	2:13.505	95.430
5	11:09.953	2:11.077	97.198
6	13:20.777	2:10.824	97.386

12 21 Alan CONNOR

Total Time **13:27.713** Avg Speed **94.641** Behind **1:16.942**
Best Time **2:11.975** Best Speed **96.536** On **2** Gp **b**

Lap	Elapsed Time	Lap Time	Lap Speed
1	2:17.843	2:17.843	92.427
2	4:29.818	2:11.975	96.536
3	6:45.114	2:15.296	94.167
4	8:58.647	2:13.533	95.410
5	11:15.057	2:16.410	93.398
6	13:27.713	2:12.656	96.041

Superbike

Race Classification

13 51 Darwyn YOUNG

Total Time **13:38.399** Avg Speed **93.405** Behind **1:27.628**
Best Time **2:14.039** Best Speed **95.050** On **2** Gp **b**

Lap	Elapsed Time	Lap Time	Lap Speed
1	2:18.957	2:18.957	91.686
2	4:32.996	2:14.039	95.050
3	6:48.675	2:15.679	93.901
4	9:04.501	2:15.826	93.799
5	11:20.996	2:16.495	93.340
6	13:38.399	2:17.403	92.723

Not Classified

DNF 30 Wayne KENNEDY

Total Time **10:58.518** Avg Speed **96.735** Behind **1 Lap**
Best Time **2:08.738** Best Speed **98.964** On **2** Gp **a**

Lap	Elapsed Time	Lap Time	Lap Speed
1	2:13.411	2:13.411	95.497
2	4:22.149	2:08.738	98.964
3	6:31.824	2:09.675	98.249
4	8:42.593	2:10.769	97.427
5	10:58.518	2:15.925	93.731

DNF 93 Paul CRANSTON

Total Time **4:18.578** Avg Speed **98.542** Behind **4 Laps**
Best Time **2:06.760** Best Speed **100.508** On **2** Gp **a**

Lap	Elapsed Time	Lap Time	Lap Speed
1	2:11.818	2:11.818	96.651
2	4:18.578	2:06.760	100.508

DNF 72 Victor GILMORE

Total Time **2:21.246** Avg Speed **90.200** Behind **5 Laps**
Best Time **2:21.246** Best Speed **90.200** On **1** Gp **a**

Lap	Elapsed Time	Lap Time	Lap Speed
1	2:21.246	2:21.246	90.200



MCUI
Ulster Centre
Timing
www.mcui-uc.org.uk



Powered by
e-Laps II
© 2008
Walter Marks

MID ANTRIM 150

SUPERBIKE

Race 8 - Clough Rangers Supporters Club Grand Final

LAP CHART

**1**

No	Name	G	Elapsed Time	Lap Time
77	Ryan FARQUHAR	a	2:01.420	2:01.420
3	Michael DUNLOP	a	2:04.365	2:04.365
16	John BURROWS	a	2:05.897	2:05.897
13	Adrian ARCHIBALD	a	2:09.872	2:09.872
64	Stephen McKNIGHT	a	2:11.177	2:11.177
93	Paul CRANSTON	a	2:11.818	2:11.818
23	Andrew BRADY	a	2:12.502	2:12.502
22	Stephen McILVENNA	a	2:12.887	2:12.887
30	Wayne KENNEDY	a	2:13.411	2:13.411
26	Dennis BOOTH	a	2:14.000	2:14.000
6	William DUNLOP	a	2:14.585	2:14.585
81	Seamus ELLIOTT	b	2:15.692	2:15.692
21	Alan CONNOR	b	2:17.843	2:17.843
51	Darwyn YOUNG	b	2:18.957	2:18.957
1	Darren BURNS	b	2:19.315	2:19.315
72	Victor GILMORE	a	2:21.246	2:21.246

2

No	Name	G	Elapsed Time	Lap Time
77	Ryan FARQUHAR	a	4:00.797	1:59.377
3	Michael DUNLOP	a	4:06.130	2:01.765
16	John BURROWS	a	4:10.987	2:05.090
13	Adrian ARCHIBALD	a	4:13.001	2:03.129
93	Paul CRANSTON	a	4:18.578	2:06.760
64	Stephen McKNIGHT	a	4:19.883	2:08.706
22	Stephen McILVENNA	a	4:20.099	2:07.212
6	William DUNLOP	a	4:20.388	2:05.803
23	Andrew BRADY	a	4:20.904	2:08.402
30	Wayne KENNEDY	a	4:22.149	2:08.738
26	Dennis BOOTH	a	4:22.650	2:08.650
81	Seamus ELLIOTT	b	4:27.648	2:11.956
21	Alan CONNOR	b	4:29.818	2:11.975
51	Darwyn YOUNG	b	4:32.996	2:14.039
1	Darren BURNS	b	4:33.334	2:14.019

3

No	Name	G	Elapsed Time	Lap Time
77	Ryan FARQUHAR	a	6:01.096	2:00.299
3	Michael DUNLOP	a	6:08.332	2:02.202
16	John BURROWS	a	6:17.835	2:06.848
13	Adrian ARCHIBALD	a	6:18.004	2:05.003
6	William DUNLOP	a	6:25.461	2:05.073
64	Stephen McKNIGHT	a	6:30.772	2:10.889
22	Stephen McILVENNA	a	6:31.006	2:10.907
23	Andrew BRADY	a	6:31.584	2:10.680
30	Wayne KENNEDY	a	6:31.824	2:09.675
26	Dennis BOOTH	a	6:32.355	2:09.705
81	Seamus ELLIOTT	b	6:40.945	2:13.297
21	Alan CONNOR	b	6:45.114	2:15.296
1	Darren BURNS	b	6:45.371	2:12.037
51	Darwyn YOUNG	b	6:48.675	2:15.679

4

No	Name	G	Elapsed Time	Lap Time
77	Ryan FARQUHAR	a	8:03.622	2:02.526
3	Michael DUNLOP	a	8:10.528	2:02.196
13	Adrian ARCHIBALD	a	8:22.904	2:04.900
16	John BURROWS	a	8:24.766	2:06.931
6	William DUNLOP	a	8:27.686	2:02.225
23	Andrew BRADY	a	8:41.315	2:09.731
64	Stephen McKNIGHT	a	8:42.085	2:11.313
22	Stephen McILVENNA	a	8:42.308	2:11.302
30	Wayne KENNEDY	a	8:42.593	2:10.769
26	Dennis BOOTH	a	8:42.887	2:10.532
81	Seamus ELLIOTT	b	8:55.555	2:14.610
21	Alan CONNOR	b	8:58.647	2:13.533
1	Darren BURNS	b	8:58.876	2:13.505
51	Darwyn YOUNG	b	9:04.501	2:15.826

5

No	Name	G	Elapsed Time	Lap Time
77	Ryan FARQUHAR	a	10:06.612	2:02.990
3	Michael DUNLOP	a	10:14.131	2:03.603
13	Adrian ARCHIBALD	a	10:28.379	2:05.475
16	John BURROWS	a	10:29.178	2:04.412
6	William DUNLOP	a	10:29.956	2:02.270
23	Andrew BRADY	a	10:50.129	2:08.814
64	Stephen McKNIGHT	a	10:51.666	2:09.581
22	Stephen McILVENNA	a	10:51.957	2:09.649
26	Dennis BOOTH	a	10:52.267	2:09.380
30	Wayne KENNEDY	a	10:58.518	2:15.925
81	Seamus ELLIOTT	b	11:08.428	2:12.873
1	Darren BURNS	b	11:09.953	2:11.077
21	Alan CONNOR	b	11:15.057	2:16.410
51	Darwyn YOUNG	b	11:20.996	2:16.495

6

No	Name	G	Elapsed Time	Lap Time
77	Ryan FARQUHAR	a	12:10.771	2:04.159
3	Michael DUNLOP	a	12:17.934	2:03.803
13	Adrian ARCHIBALD	a	12:31.623	2:03.244
16	John BURROWS	a	12:32.326	2:03.148
6	William DUNLOP	a	12:32.679	2:02.723
23	Andrew BRADY	a	12:58.570	2:08.441
64	Stephen McKNIGHT	a	13:01.895	2:10.229
26	Dennis BOOTH	a	13:02.107	2:09.840
22	Stephen McILVENNA	a	13:02.353	2:10.396
81	Seamus ELLIOTT	b	13:20.502	2:12.074
1	Darren BURNS	b	13:20.777	2:10.824
21	Alan CONNOR	b	13:27.713	2:12.656
51	Darwyn YOUNG	b	13:38.399	2:17.403