



Royal Hotel
& BRAESIDE


COOKSTOWN 100

Friday 24th & Saturday 25th April 2009

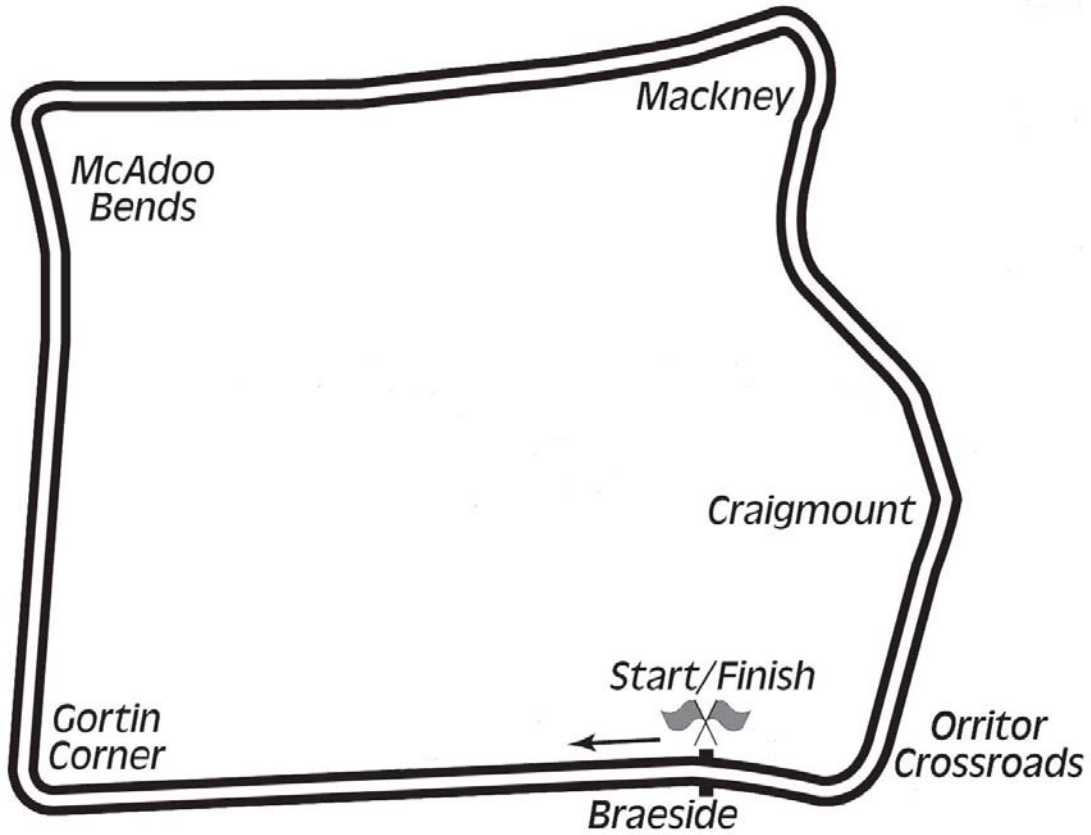
promoted by Cookstown & District MCC
www.cookstown100.com



& S.P. HARKNESS CONSTRUCTION
SENIOR SUPPORT CLASS



Orritor Circuit 2.1 miles



LAP RECORDS

Class	Rider	Machine	m	s	mph	Year
125cc	Darran Lindsay	Honda	1	34.778	79.765	2005
250cc	Michael Dunlop	Honda	1	30.908	83.161	2008
Supertwins (with 250s)	Adrian Mullen	Suzuki 650	1	38.032	77.118	2008
Supersport	Keith Amor	Honda	1	25.190	88.743	2008
Open 1000cc	Keith Amor	Honda 600	1	24.927	89.018	2008
Senior Support	Gary Robinson	Yamaha 600	1	29.956	84.041	2007
Junior Support	Michael Dunlop	Yamaha 250	1	36.181	78.602	2006
Classic 1000cc	Wattie Brown	Norton 920	1	40.273	75.394	2006
Classic 500cc	Colin Rodgers	Honda	1	42.787	73.550	2004
Classic 350cc	Paul Coward	Honda	1	43.421	73.099	2004
Classic 250cc	Geoff McMullan	Suzuki	1	47.294	70.461	2006




SENIOR SUPPORT

Group A Qualifying

Friday, 24 April 2009

Pos	Class	No	Name	Machine / Sponsor	----- Best Lap -----			On	Laps
					Time	Behind	Speed		
Qualifying Classification									
1	SSEN	198	Benny SMITH	Suzuki 750	1:42.952		73.432	4	5
2	SSEN	86	Caoith LAWLESS	Suzuki 750 - D.D.R.R.S.C.	1:43.335	0.383	73.160	4	5
3	SSEN	50	William DAVISON	Honda 600 - Leo Neeson	1:47.943	4.991	70.037	4	5
4	SSEN	34	Timmy TURTLE	Yamaha 600	1:48.490	5.538	69.684	4	5
5	SSEN	78	Mark SHIELS	Kawasaki 600	1:48.531	5.579	69.658	4	5
6	SSEN	30	Aron HATCH	Yamaha 600	1:50.441	7.489	68.453	3	4
7	SSEN	120	Jonathan MARK	Honda 600 - JMR	1:50.469	7.517	68.435	4	5
8	SSEN	8	Mark LARKIN	Honda 600	1:50.832	7.880	68.211	4	5
9	SSEN	114	Jeff WARD	Honda 600	1:51.607	8.655	67.738	3	5
10	SSEN	22	Stephen MAGEE	Suzuki 750	1:52.025	9.073	67.485	4	5
11	SSEN	46	Stephen WILSON	Suzuki 750	1:52.036	9.084	67.478	3	4
12	SSEN	60	George SCOTT	Honda 600	1:52.348	9.396	67.291	3	5
13	SSEN	4	Anthony REDMOND	Honda 600 - Steve Jackson Racing	1:53.555	10.603	66.576	4	5
14	SSEN	92	Stephen McALEECE	Suzuki 600	1:55.171	12.219	65.642	4	5
15	SSEN	174	Rodney PATTON	Suzuki 600	1:55.716	12.764	65.332	4	4
16	SSEN	14	Rodney LITTLE	Yamaha 600	1:57.766	14.814	64.195	4	5
17	SSEN	18	Stuart ROBB	Honda 600	1:58.586	15.634	63.751	4	5
18	SSEN	96	Stephen CARR	Kawasaki 600	1:59.042	16.090	63.507	4	5
19	SSEN	103	Reuben McPHEE	Yamaha 600 - N.J.T. Racing	10:28.146	8:45.194	12.035	1	1

These Results are provisional and are subject to ratification by the Stewards of the Meeting.

Track	Orritor	Signed		Organising Club	Cookstown & District MCC
Length(miles)	2.1000		Chief Timekeeper	Qualifying Started	19:26:00.052
Weather	Rain	Issued At:	19:38:07		
Track	Wet				



MCUI
Ulster Centre
Timing
www.mcui-uc.org.uk



Powered by
e-Laps II
© 2008
Walter Marks



SENIOR SUPPORT

Group A Qualifying

Friday, 24 April 2009

DETAILED RESULT

SENIOR SUPPORT

Qualifying Classification

Position

1 198 Benny SMITH

Behind

Best Time **1:42.952** Best Speed **73.432** On **4** Gp **a**

Lap	Elapsed Time	Lap Time	Lap Speed
1	1:58.083	1:58.083	64.023
2	3:47.035	1:48.952	69.388
3	5:33.302	1:46.267	71.142
4	7:16.254	1:42.952	73.432
5	9:30.625	2:14.371	56.262

2 86 Caoith LAWLESS

Behind **0.383**

Best Time **1:43.335** Best Speed **73.160** On **4** Gp **a**

Lap	Elapsed Time	Lap Time	Lap Speed
1	1:57.664	1:57.664	64.251
2	3:45.947	1:48.283	69.817
3	5:31.735	1:45.788	71.464
4	7:15.070	1:43.335	73.160
5	9:29.567	2:14.497	56.209

3 50 William DAVISON

Behind **4.991**

Best Time **1:47.943** Best Speed **70.037** On **4** Gp **a**

Lap	Elapsed Time	Lap Time	Lap Speed
1	2:16.926	2:16.926	55.212
2	4:05.338	1:48.412	69.734
3	5:55.026	1:49.688	68.923
4	7:42.969	1:47.943	70.037
5	9:41.618	1:58.649	63.717

4 34 Timmy TURTLE

Behind **5.538**

Best Time **1:48.490** Best Speed **69.684** On **4** Gp **a**

Lap	Elapsed Time	Lap Time	Lap Speed
1	2:18.136	2:18.136	54.729
2	4:11.728	1:53.592	66.554
3	6:01.374	1:49.646	68.949
4	7:49.864	1:48.490	69.684
5	9:55.376	2:05.512	60.233

SENIOR SUPPORT

Qualifying Classification

Position

5 78 Mark SHIELS

Behind **5.579**

Best Time **1:48.531** Best Speed **69.658** On **4** Gp **a**

Lap	Elapsed Time	Lap Time	Lap Speed
1	2:34.586	2:34.586	48.905
2	4:26.266	1:51.680	67.693
3	6:15.455	1:49.189	69.238
4	8:03.986	1:48.531	69.658
5	10:17.178	2:13.192	56.760

6 30 Aron HATCH

Behind **7.489**

Best Time **1:50.441** Best Speed **68.453** On **3** Gp **a**

Lap	Elapsed Time	Lap Time	Lap Speed
1	2:34.229	2:34.229	49.018
2	4:24.805	1:50.576	68.369
3	6:15.246	1:50.441	68.453
4	8:08.060	1:52.814	67.013

7 120 Jonathan MARK

Behind **7.517**

Best Time **1:50.469** Best Speed **68.435** On **4** Gp **a**

Lap	Elapsed Time	Lap Time	Lap Speed
1	2:21.874	2:21.874	53.287
2	4:19.751	1:57.877	64.135
3	6:10.220	1:50.469	68.435
4	8:00.689	1:50.469	68.435
5	10:12.063	2:11.374	57.546

8 8 Mark LARKIN

Behind **7.880**

Best Time **1:50.832** Best Speed **68.211** On **4** Gp **a**

Lap	Elapsed Time	Lap Time	Lap Speed
1	2:22.476	2:22.476	53.062
2	4:20.512	1:58.036	64.048
3	6:11.822	1:51.310	67.918
4	8:02.654	1:50.832	68.211
5	10:14.398	2:11.744	57.384



SENIOR SUPPORT

Group A Qualifying

Friday, 24 April 2009

DETAILED RESULT

SENIOR SUPPORT

SENIOR SUPPORT

Qualifying Classification

Position

9 114 Jeff WARD

Behind 8.655

Best Time 1:51.607 Best Speed 67.738 On 3 Gp a

Lap	Elapsed Time	Lap Time	Lap Speed
1	2:34.091	2:34.091	49.062
2	4:28.572	1:54.481	66.037
3	6:20.179	1:51.607	67.738
4	8:13.400	1:53.221	66.772
5	10:26.476	2:13.076	56.810

10 22 Stephen MAGEE

Behind 9.073

Best Time 1:52.025 Best Speed 67.485 On 4 Gp a

Lap	Elapsed Time	Lap Time	Lap Speed
1	2:02.482	2:02.482	61.723
2	3:58.511	1:56.029	65.156
3	5:51.643	1:53.132	66.825
4	7:43.668	1:52.025	67.485
5	9:49.908	2:06.240	59.886

11 46 Stephen WILSON

Behind 9.084

Best Time 1:52.036 Best Speed 67.478 On 3 Gp a

Lap	Elapsed Time	Lap Time	Lap Speed
1	3:27.175	3:27.175	36.491
2	5:20.143	1:52.968	66.922
3	7:12.179	1:52.036	67.478
4	9:07.204	1:55.025	65.725

12 60 George SCOTT

Behind 9.396

Best Time 1:52.348 Best Speed 67.291 On 3 Gp a

Lap	Elapsed Time	Lap Time	Lap Speed
1	2:00.545	2:00.545	62.715
2	3:56.233	1:55.688	65.348
3	5:48.581	1:52.348	67.291
4	7:41.350	1:52.769	67.040
5	9:43.757	2:02.407	61.761

Qualifying Classification

Position

13 4 Anthony REDMOND

Behind 10.603

Best Time 1:53.555 Best Speed 66.576 On 4 Gp a

Lap	Elapsed Time	Lap Time	Lap Speed
1	2:29.785	2:29.785	50.472
2	4:24.645	1:54.860	65.819
3	6:19.481	1:54.836	65.833
4	8:13.036	1:53.555	66.576
5	10:25.530	2:12.494	57.059

14 92 Stephen McALEECE

Behind 12.219

Best Time 1:55.171 Best Speed 65.642 On 4 Gp a

Lap	Elapsed Time	Lap Time	Lap Speed
1	2:21.200	2:21.200	53.541
2	4:19.681	1:58.481	63.808
3	6:15.085	1:55.404	65.509
4	8:10.256	1:55.171	65.642
5	10:23.189	2:12.933	56.871

15 174 Rodney PATTON

Behind 12.764

Best Time 1:55.716 Best Speed 65.332 On 4 Gp a

Lap	Elapsed Time	Lap Time	Lap Speed
1	2:49.967	2:49.967	44.479
2	4:48.060	1:58.093	64.017
3	6:44.160	1:56.100	65.116
4	8:39.876	1:55.716	65.332

16 14 Rodney LITTLE

Behind 14.814

Best Time 1:57.766 Best Speed 64.195 On 4 Gp a

Lap	Elapsed Time	Lap Time	Lap Speed
1	3:01.317	3:01.317	41.695
2	5:01.826	2:00.509	62.734
3	7:02.371	2:00.545	62.715
4	9:00.137	1:57.766	64.195
5	11:02.907	2:02.770	61.579



SENIOR SUPPORT

Group A Qualifying

Friday, 24 April 2009

DETAILED RESULT

SENIOR SUPPORT

Qualifying Classification

Position

17 18 Stuart ROBB

Behind **15.634**

Best Time **1:58.586** Best Speed **63.751** On **4** Gp **a**

Lap	Elapsed Time	Lap Time	Lap Speed
1	2:12.499	2:12.499	57.057
2	4:11.283	1:58.784	63.645
3	6:10.083	1:58.800	63.636
4	8:08.669	1:58.586	63.751
5	10:22.030	2:13.361	56.688

18 96 Stephen CARR

Behind **16.090**

Best Time **1:59.042** Best Speed **63.507** On **4** Gp **a**

Lap	Elapsed Time	Lap Time	Lap Speed
1	2:54.720	2:54.720	43.269
2	4:57.457	2:02.737	61.595
3	6:58.323	2:00.866	62.549
4	8:57.365	1:59.042	63.507
5	11:02.169	2:04.804	60.575

19 103 Reuben McPHEE

Behind **8:45.194**

Best Time **10:28.146** Best Speed **12.035** On **1** Gp **a**

Lap	Elapsed Time	Lap Time	Lap Speed
1	10:28.146	10:28.146	12.035




SENIOR SUPPORT

Group B Qualifying

Friday, 24 April 2009

Pos	Class	No	Name	Machine / Sponsor	----- Best Lap -----			On	Laps
					Time	Behind	Speed		
Qualifying Classification									
1	SSEN	93	Ciaran O CALLAGHAN	Yamaha 600	1:46.139		71.227	3	5
2	SSEN	199	Billy BYRNE	Honda 600	1:46.736	0.597	70.829	4	5
3	SSEN	99	David YEOMANS	Suzuki 750 - Big Blades Bike	1:46.795	0.656	70.790	3	5
4	SSEN	153	Stephen LARKIN	Honda 600 - Inno Systems	1:47.754	1.615	70.160	4	5
5	SSEN	39	Darren HUGHES	Kawasaki 600 - Fatboyz Racing	1:48.545	2.406	69.649	4	5
6	SSEN	117	Gary MILLER	Suzuki 750	1:48.777	2.638	69.500	4	5
7	SSEN	11	John CAHILL	Suzuki 750	1:48.880	2.741	69.434	3	5
8	SSEN	57	Adrian LOGUE	Suzuki 750	1:49.376	3.237	69.119	4	5
9	SSEN	79	Vincent BRENNAN	Suzuki 750	1:50.926	4.787	68.154	3	5
10	SSEN	43	Neil VICARS	Honda 600	1:50.985	4.846	68.117	4	4
11	SSEN	17	Gerry DANIEL	Suzuki 750	1:53.004	6.865	66.900	2	5
12	SSEN	95	Robert GORDON	Honda 600	1:54.328	8.189	66.126	4	5
13	SSEN	103	Reuben McPHEE	Yamaha 600 - N.J.T. Racing	1:55.563	9.424	65.419	2	4
14	SSEN	28	John McCRARREN	Suzuki 750	1:57.582	11.443	64.296	2	4
15	SSEN	97	William HARA	Suzuki 600	1:57.886	11.747	64.130	3	4
16	SSEN	148	Julian KIRK	Honda 600	1:58.408	12.269	63.847	3	4
17	SSEN	37	Darren FAGAN	SUZuki 750	2:06.004	19.865	59.998	2	4
18	SSEN	19	Stephen BEATTIE	Triumph 675	2:06.237	20.098	59.887	2	4

These Results are provisional and are subject to ratification by the Stewards of the Meeting.

Track	Orritor	Signed		Organising Club	Cookstown & District MCC
Length(miles)	2.1000		Chief Timekeeper	Qualifying Started	19:38:00.496
Weather	Rain	Issued At:	19:50:09		
Track	Wet				



MCUI
Ulster Centre
Timing
www.mcui-uc.org.uk



Powered by
e-Laps II
© 2008
Walter Marks



SENIOR SUPPORT

Group B Qualifying

Friday, 24 April 2009

DETAILED RESULT

SENIOR SUPPORT

Qualifying Classification

Position

1 93 Ciaran O CALLAGHAN

Behind

Best Time **1:46.139** Best Speed **71.227** On **3** Gp **a**

Lap	Elapsed Time	Lap Time	Lap Speed
1	2:18.963	2:18.963	54.403
2	4:05.638	1:46.675	70.869
3	5:51.777	1:46.139	71.227
4	7:55.509	2:03.732	61.100
5	10:13.169	2:17.660	54.918

2 199 Billy BYRNE

Behind **0.597**

Best Time **1:46.736** Best Speed **70.829** On **4** Gp **a**

Lap	Elapsed Time	Lap Time	Lap Speed
1	2:14.643	2:14.643	56.148
2	4:03.127	1:48.484	69.688
3	5:51.604	1:48.477	69.692
4	7:38.340	1:46.736	70.829
5	9:41.580	2:03.240	61.344

3 99 David YEOMANS

Behind **0.656**

Best Time **1:46.795** Best Speed **70.790** On **3** Gp **a**

Lap	Elapsed Time	Lap Time	Lap Speed
1	1:57.856	1:57.856	64.146
2	3:47.281	1:49.425	69.088
3	5:34.076	1:46.795	70.790
4	7:21.093	1:47.017	70.643
5	9:34.768	2:13.675	56.555

4 153 Stephen LARKIN

Behind **1.615**

Best Time **1:47.754** Best Speed **70.160** On **4** Gp **a**

Lap	Elapsed Time	Lap Time	Lap Speed
1	2:28.992	2:28.992	50.741
2	4:17.840	1:48.848	69.455
3	6:05.680	1:47.840	70.104
4	7:53.434	1:47.754	70.160
5	10:11.985	2:18.551	54.565

SENIOR SUPPORT

Qualifying Classification

Position

5 39 Darren HUGHES

Behind **2.406**

Best Time **1:48.545** Best Speed **69.649** On **4** Gp **a**

Lap	Elapsed Time	Lap Time	Lap Speed
1	2:41.776	2:41.776	46.731
2	4:40.888	1:59.112	63.470
3	6:30.180	1:49.292	69.172
4	8:18.725	1:48.545	69.649
5	10:36.499	2:17.774	54.872

6 117 Gary MILLER

Behind **2.638**

Best Time **1:48.777** Best Speed **69.500** On **4** Gp **a**

Lap	Elapsed Time	Lap Time	Lap Speed
1	2:16.734	2:16.734	55.290
2	4:09.697	1:52.963	66.925
3	5:59.438	1:49.741	68.889
4	7:48.215	1:48.777	69.500
5	10:03.441	2:15.226	55.906

7 11 John CAHILL

Behind **2.741**

Best Time **1:48.880** Best Speed **69.434** On **3** Gp **a**

Lap	Elapsed Time	Lap Time	Lap Speed
1	2:00.832	2:00.832	62.566
2	3:51.408	1:50.576	68.369
3	5:40.288	1:48.880	69.434
4	7:29.895	1:49.607	68.974
5	9:37.497	2:07.602	59.247

8 57 Adrian LOGUE

Behind **3.237**

Best Time **1:49.376** Best Speed **69.119** On **4** Gp **a**

Lap	Elapsed Time	Lap Time	Lap Speed
1	2:03.138	2:03.138	61.395
2	3:52.936	1:49.798	68.854
3	5:42.448	1:49.512	69.034
4	7:31.824	1:49.376	69.119
5	9:39.406	2:07.582	59.256



SENIOR SUPPORT

Group B Qualifying

Friday, 24 April 2009

DETAILED RESULT

SENIOR SUPPORT

Qualifying Classification

Position

9 79 Vincent BRENNAN

Behind 4.787

Best Time 1:50.926 Best Speed 68.154 On 3 Gp a

Lap	Elapsed Time	Lap Time	Lap Speed
1	2:18.636	2:18.636	54.531
2	4:10.156	1:51.520	67.791
3	6:01.082	1:50.926	68.154
4	8:02.560	2:01.478	62.233
5	10:32.775	2:30.215	50.328

10 43 Neil VICARS

Behind 4.846

Best Time 1:50.985 Best Speed 68.117 On 4 Gp a

Lap	Elapsed Time	Lap Time	Lap Speed
1	2:40.820	2:40.820	47.009
2	4:40.619	1:59.799	63.106
3	6:34.582	1:53.963	66.337
4	8:25.567	1:50.985	68.117

11 17 Gerry DANIEL

Behind 6.865

Best Time 1:53.004 Best Speed 66.900 On 2 Gp a

Lap	Elapsed Time	Lap Time	Lap Speed
1	2:49.579	2:49.579	44.581
2	4:42.583	1:53.004	66.900
3	6:39.604	1:57.021	64.604
4	8:35.359	1:55.755	65.310
5	10:39.037	2:03.678	61.126

12 95 Robert GORDON

Behind 8.189

Best Time 1:54.328 Best Speed 66.126 On 4 Gp a

Lap	Elapsed Time	Lap Time	Lap Speed
1	2:14.543	2:14.543	56.190
2	4:09.443	1:54.900	65.796
3	6:04.312	1:54.869	65.814
4	7:58.640	1:54.328	66.126
5	10:14.905	2:16.265	55.480

SENIOR SUPPORT

Qualifying Classification

Position

13 103 Reuben McPHEE

Behind 9.424

Best Time 1:55.563 Best Speed 65.419 On 2 Gp a

Lap	Elapsed Time	Lap Time	Lap Speed
1	2:51.805	2:51.805	44.003
2	4:47.368	1:55.563	65.419
3	6:42.935	1:55.567	65.417
4	8:43.872	2:00.937	62.512

14 28 John McCRARREN

Behind 11.443

Best Time 1:57.582 Best Speed 64.296 On 2 Gp a

Lap	Elapsed Time	Lap Time	Lap Speed
1	2:44.281	2:44.281	46.019
2	4:41.863	1:57.582	64.296
3	6:39.916	1:58.053	64.039
4	8:44.743	2:04.827	60.564

15 97 William HARA

Behind 11.747

Best Time 1:57.886 Best Speed 64.130 On 3 Gp a

Lap	Elapsed Time	Lap Time	Lap Speed
1	2:40.592	2:40.592	47.076
2	4:41.383	2:00.791	62.587
3	6:39.269	1:57.886	64.130
4	8:40.786	2:01.517	62.214

16 148 Julian KIRK

Behind 12.269

Best Time 1:58.408 Best Speed 63.847 On 3 Gp a

Lap	Elapsed Time	Lap Time	Lap Speed
1	2:40.274	2:40.274	47.169
2	4:40.508	2:00.234	62.877
3	6:38.916	1:58.408	63.847
4	8:42.975	2:04.059	60.939

17 37 Darren FAGAN

Behind 19.865

Best Time 2:06.004 Best Speed 59.998 On 2 Gp a

Lap	Elapsed Time	Lap Time	Lap Speed
1	2:23.611	2:23.611	52.642
2	4:29.615	2:06.004	59.998
3	6:36.233	2:06.618	59.707
4	8:44.628	2:08.395	58.881





SENIOR SUPPORT

Group B Qualifying

Friday, 24 April 2009

DETAILED RESULT

SENIOR SUPPORT

Qualifying Classification

Position

18 19 Stephen BEATTIE

Behind 20.098

Best Time 2:06.237 Best Speed 59.887 On 2 Gp a

Lap	Elapsed Time	Lap Time	Lap Speed
1	3:14.943	3:14.943	38.781
2	5:21.180	2:06.237	59.887
3	7:29.143	2:07.963	59.080
4	9:54.175	2:25.032	52.126


THE ROYAL HOTEL & BRAESIDE COOKSTOWN 100

SENIOR SUPPORT
Combined Qualifying
Friday, 24 April 2009



Pos	Class	No	Name	-----Best Time / Qual Laps-----		Overall Best Time / Speed / Total Qual Laps
				Session A	Session B	
Qualifying Classification						
1	SSEN	198	Benny SMITH	1:42.952	-----	1:42.952 73.432
2	SSEN	86	Caoith LAWLESS	1:43.335	-----	1:43.335 73.160
3	SSEN	93	Ciaran O CALLAGHAN	-----	1:46.139	1:46.139 71.227
4	SSEN	199	Billy BYRNE	-----	1:46.736	1:46.736 70.829
5	SSEN	99	David YEOMANS	-----	1:46.795	1:46.795 70.790
6	SSEN	153	Stephen LARKIN	-----	1:47.754	1:47.754 70.160
7	SSEN	50	William DAVISON	1:47.943	-----	1:47.943 70.037
8	SSEN	34	Timmy TURTLE	1:48.490	-----	1:48.490 69.684
9	SSEN	78	Mark SHIELS	1:48.531	-----	1:48.531 69.658
10	SSEN	39	Darren HUGHES	-----	1:48.545	1:48.545 69.649
11	SSEN	117	Gary MILLER	-----	1:48.777	1:48.777 69.500
12	SSEN	11	John CAHILL	-----	1:48.880	1:48.880 69.434
13	SSEN	57	Adrian LOGUE	-----	1:49.376	1:49.376 69.119
14	SSEN	30	Aron HATCH	1:50.441	-----	1:50.441 68.453
15	SSEN	120	Jonathan MARK	1:50.469	-----	1:50.469 68.435
16	SSEN	8	Mark LARKIN	1:50.832	-----	1:50.832 68.211
17	SSEN	79	Vincent BRENNAN	-----	1:50.926	1:50.926 68.154
18	SSEN	43	Neil VICARS	-----	1:50.985	1:50.985 68.117
19	SSEN	114	Jeff WARD	1:51.607	-----	1:51.607 67.738
20	SSEN	22	Stephen MAGEE	1:52.025	-----	1:52.025 67.485
21	SSEN	46	Stephen WILSON	1:52.036	-----	1:52.036 67.478
22	SSEN	60	George SCOTT	1:52.348	-----	1:52.348 67.291
23	SSEN	17	Gerry DANIEL	-----	1:53.004	1:53.004 66.900
24	SSEN	4	Anthony REDMOND	1:53.555	-----	1:53.555 66.576
25	SSEN	95	Robert GORDON	-----	1:54.328	1:54.328 66.126
26	SSEN	92	Stephen McALEECE	1:55.171	-----	1:55.171 65.642
27	SSEN	103	Reuben McPHEE	10:28.146	1:55.563	1:55.563 65.419
28	SSEN	174	Rodney PATTON	1:55.716	-----	1:55.716 65.332
29	SSEN	28	John McCRARREN	-----	1:57.582	1:57.582 64.296
30	SSEN	14	Rodney LITTLE	1:57.766	-----	1:57.766 64.195
31	SSEN	97	William HARA	-----	1:57.886	1:57.886 64.130
32	SSEN	148	Julian KIRK	-----	1:58.408	1:58.408 63.847
33	SSEN	18	Stuart ROBB	1:58.586	-----	1:58.586 63.751
34	SSEN	96	Stephen CARR	1:59.042	-----	1:59.042 63.507
35	SSEN	37	Darren FAGAN	-----	2:06.004	2:06.004 59.998
36	SSEN	19	Stephen BEATTIE	-----	2:06.237	2:06.237 59.887

These Results are provisional and are subject to ratification by the Stewards of the Meeting.

Track	Orritor	Signed  Chief Timekeeper	Organising Club Cookstown & District MCC
Length(miles)	2.1000		
Weather	Rain	Issued At:	
Track	Wet		



MCUI
Ulster Centre
Timing
www.mcui-uc.org.uk



Powered by
e-Laps II
 © 2008
 Walter Marks

ROYAL HOTEL & BRAESIDE COOKSTOWN 100

SENIOR SUPPORT

Orritor 2.100 Miles

R9: Loanends MCRC Race A

25/04/2009 13:10

Race (8 Laps)

RACE 9 - SENIOR SUPPORT A

11	<u>46</u> A	<u>60</u> B	
10	<u>43</u> A	<u>114</u> B	<u>22</u> C
9	<u>120</u> A	<u>8</u> B	<u>79</u> C
8	<hr/>		
7	<u>30</u> A		<u>57</u> B
6	<u>117</u> A	<u>11</u> B	<u>39</u> C
5	<u>34</u> A	<u>78</u> B	
4	<hr/>		
3	<u>50</u> A		<u>153</u> A
2	<u>199</u> A	<u>99</u> B	<u>93</u> C
1	<u>198</u> A	<u>86</u> B	



Provisional results subject to confirmation by the Stewards of the Meeting

Orbits 4

Promoted by Cookstown & District MCC

www.amb-it.com

MCUI (Ulster Centre) Timing

www.mylaps.com

Licensed to: MCUI

ROYAL HOTEL & BRAESIDE COOKSTOWN 100

SENIOR SUPPORT

Orritor 2.100 Miles

R14: S.P. Harkness Construction Race B

25/04/2009 14:50

Race (6 Laps)

RACE 14 - SENIOR SUPPORT B

7	<u>19</u> A			
6	<u>18</u> A	<u>96</u> B	<u>37</u> C	B
5	<u>14</u> A	<u>97</u> B	<u>148</u> C	
<hr/>				
4	A	B	C	
3	<u>28</u> A			
2	<u>92</u> A	<u>103</u> B	<u>174</u> C	A
1	<u>17</u> A	<u>4</u> B	<u>95</u> C	



Provisional results subject to confirmation by the Stewards of the Meeting

Orbits 4

Promoted by Cookstown & District MCC

www.amb-it.com

MCUI (Ulster Centre) Timing

www.mylaps.com

Licensed to: MCUI

THE ROYAL HOTEL & BRAESIDE COOKSTOWN 100



SENIOR SUPPORT

Race 9 - Loanends MRRRC Senior Support A

Saturday, 25 April 2009

Pos	Class	No	Name	Machine / Sponsor	Gp	Laps	Total Time	Behind	Speed	-----Best Lap-----		
										Time	Speed	On
1	SSEN	50	William DAVISON	Honda 600 - Leo Neeson	a	6	9:27.239		79.966	1:31.948	82.220	6
2	SSEN	198	Benny SMITH	Suzuki 750	a	6	9:27.420	0.181	79.941	1:31.729	82.417	6
3	SSEN	86	Caoith LAWLESS	Suzuki 750 - D.D.R.R.S.C.	a	6	9:32.071	4.832	79.291	1:33.645	80.730	4
4	SSEN	199	Billy BYRNE	Honda 600	a	6	9:47.803	20.564	77.169	1:35.902	78.830	6
5	SSEN	93	Ciaran O CALLAGHAN	Yamaha 600	a	6	9:47.973	20.734	77.146	1:35.607	79.074	6
6	SSEN	79	Vincent BRENNAN	Suzuki 750	c	6	9:50.380	23.141	76.832	1:36.566	78.288	6
7	SSEN	8	Mark LARKIN	Honda 600	c	6	9:55.814	28.575	76.131	1:35.079	79.513	6
8	SSEN	78	Mark SHIELS	Kawasaki 600	b	6	9:57.040	29.801	75.975	1:38.112	77.055	6
9	SSEN	120	Jonathan MARK	Honda 600 - JMR	c	6	9:57.343	30.104	75.936	1:37.575	77.479	4
10	SSEN	30	Aron HATCH	Yamaha 600	b	6	9:57.499	30.260	75.916	1:37.389	77.627	3
11	SSEN	34	Timmy TURTLE	Yamaha 600	b	6	9:57.541	30.302	75.911	1:38.006	77.138	6
12	SSEN	153	Stephen LARKIN	Honda 600 - Inno Systems	a	6	9:58.013	30.774	75.851	1:38.056	77.099	2
13	SSEN	39	Darren HUGHES	Kawasaki 600 - Fatboyz Racing	b	6	9:58.296	31.057	75.815	1:37.617	77.446	3
14	SSEN	11	John CAHILL	Suzuki 750	b	6	9:59.715	32.476	75.636	1:37.847	77.263	3
15	SSEN	117	Gary MILLER	Suzuki 750	b	6	10:02.894	35.655	75.237	1:38.177	77.004	5
16	SSEN	43	Neil VICARS	Honda 600	c	6	10:03.973	36.734	75.103	1:38.252	76.945	6
17	SSEN	46	Stephen WILSON	Suzuki 750	c	6	10:08.112	40.873	74.592	1:38.178	77.003	6
18	SSEN	22	Stephen MAGEE	Suzuki 750	c	6	10:11.095	43.856	74.227	1:38.120	77.049	6
19	SSEN	60	George SCOTT	Honda 600	c	6	10:11.554	44.315	74.172	1:38.327	76.886	5
20	SSEN	57	Adrian LOGUE	Suzuki 750	b	6	10:13.125	45.886	73.982	1:39.435	76.030	6
21	SSEN	114	Jeff WARD	Honda 600	c	6	10:14.123	46.884	73.861	1:39.662	75.856	6


Fastest Lap

SSEN	198	Benny SMITH	Suzuki 750	a						1:31.729	82.417	6
------	-----	-------------	------------	---	--	--	--	--	--	----------	--------	---

Not Classified

DNF	SSEN	99	David YEOMANS	Suzuki 750 - Big Blades Bike	a	3	4:59.542	3 Laps	75.716	1:38.201	76.985	2
-----	------	----	---------------	------------------------------	---	---	----------	--------	--------	----------	--------	---

These Results are provisional and are subject to ratification by the Stewards of the Meeting.

Track	Orritor	Signed		Organising Club	Cookstown & District MCC
Length(miles)	2.1000		Chief Timekeeper	Warmup Started	
Weather	Sunny	Issued At:	14:44:31	Race Started	14:28:22.149
Track	Dry			Gp Time Diff - b 9.03 / c 19.83	



MCUI
Ulster Centre
Timing
www.mcui-uc.org.uk



Powered by
e-Laps II
© 2008
Walter Marks



SENIOR SUPPORT

Race 9 - Loanends MRRRC Senior Support A

Saturday, 25 April 2009

DETAILED RESULT

SENIOR SUPPORT

Race Classification

1 50 William DAVISON

Total Time **9:27.239** Avg Speed **79.966** Behind
Best Time **1:31.948** Best Speed **82.220** On **6** Gp **a**

Lap	Elapsed Time	Lap Time	Lap Speed
1	1:41.266	1:41.266	74.655
2	3:16.286	1:35.020	79.562
3	4:49.273	1:32.987	81.302
4	6:22.852	1:33.579	80.787
5	7:55.291	1:32.439	81.784
6	9:27.239	1:31.948	82.220

2 198 Benny SMITH

Total Time **9:27.420** Avg Speed **79.941** Behind **0.181**
Best Time **1:31.729** Best Speed **82.417** On **6** Gp **a**

Lap	Elapsed Time	Lap Time	Lap Speed
1	1:39.407	1:39.407	76.051
2	3:13.594	1:34.187	80.266
3	4:49.167	1:35.573	79.102
4	6:22.728	1:33.561	80.803
5	7:55.691	1:32.963	81.323
6	9:27.420	1:31.729	82.417

3 86 Caoith LAWLESS

Total Time **9:32.071** Avg Speed **79.291** Behind **4.832**
Best Time **1:33.645** Best Speed **80.730** On **4** Gp **a**

Lap	Elapsed Time	Lap Time	Lap Speed
1	1:41.081	1:41.081	74.792
2	3:16.247	1:35.166	79.440
3	4:50.528	1:34.281	80.186
4	6:24.173	1:33.645	80.730
5	7:57.829	1:33.656	80.721
6	9:32.071	1:34.242	80.219

4 199 Billy BYRNE

Total Time **9:47.803** Avg Speed **77.169** Behind **20.564**
Best Time **1:35.902** Best Speed **78.830** On **6** Gp **a**

Lap	Elapsed Time	Lap Time	Lap Speed
1	1:42.562	1:42.562	73.712
2	3:20.500	1:37.938	77.192
3	4:59.128	1:38.628	76.652
4	6:35.910	1:36.782	78.114
5	8:11.901	1:35.991	78.757
6	9:47.803	1:35.902	78.830

SENIOR SUPPORT

Race Classification

5 93 Ciaran O CALLAGHAN

Total Time **9:47.973** Avg Speed **77.146** Behind **20.734**
Best Time **1:35.607** Best Speed **79.074** On **6** Gp **a**

Lap	Elapsed Time	Lap Time	Lap Speed
1	1:44.489	1:44.489	72.352
2	3:22.454	1:37.965	77.170
3	4:59.827	1:37.373	77.640
4	6:36.075	1:36.248	78.547
5	8:12.366	1:36.291	78.512
6	9:47.973	1:35.607	79.074

6 79 Vincent BRENNAN

Total Time **9:50.380** Avg Speed **76.832** Behind **23.141**
Best Time **1:36.566** Best Speed **78.288** On **6** Gp **c**

Lap	Elapsed Time	Lap Time	Lap Speed
1	1:42.653	1:42.653	73.646
2	3:20.521	1:37.868	77.247
3	4:59.113	1:38.592	76.680
4	6:36.064	1:36.951	77.978
5	8:13.814	1:37.750	77.340
6	9:50.380	1:36.566	78.288

7 8 Mark LARKIN

Total Time **9:55.814** Avg Speed **76.131** Behind **28.575**
Best Time **1:35.079** Best Speed **79.513** On **6** Gp **c**

Lap	Elapsed Time	Lap Time	Lap Speed
1	1:42.391	1:42.391	73.835
2	3:17.775	1:35.384	79.259
3	4:54.223	1:36.448	78.384
4	6:30.817	1:36.594	78.266
5	8:20.735	1:49.918	68.779
6	9:55.814	1:35.079	79.513

8 78 Mark SHIELS

Total Time **9:57.040** Avg Speed **75.975** Behind **29.801**
Best Time **1:38.112** Best Speed **77.055** On **6** Gp **b**

Lap	Elapsed Time	Lap Time	Lap Speed
1	1:43.482	1:43.482	73.056
2	3:22.689	1:39.207	76.204
3	5:01.350	1:38.661	76.626
4	6:39.853	1:38.503	76.749
5	8:18.928	1:39.075	76.306
6	9:57.040	1:38.112	77.055





SENIOR SUPPORT

Race 9 - Loanends MRRRC Senior Support A

Saturday, 25 April 2009

DETAILED RESULT

SENIOR SUPPORT

Race Classification

9 **120 Jonathan MARK**
 Total Time **9:57.343** Avg Speed **75.936** Behind **30.104**
 Best Time **1:37.575** Best Speed **77.479** On **4** Gp **c**

Lap	Elapsed Time	Lap Time	Lap Speed
1	1:44.385	1:44.385	72.424
2	3:22.772	1:38.387	76.839
3	5:01.439	1:38.667	76.621
4	6:39.014	1:37.575	77.479
5	8:18.279	1:39.265	76.160
6	9:57.343	1:39.064	76.314

10 **30 Aron HATCH**
 Total Time **9:57.499** Avg Speed **75.916** Behind **30.260**
 Best Time **1:37.389** Best Speed **77.627** On **3** Gp **b**

Lap	Elapsed Time	Lap Time	Lap Speed
1	1:46.957	1:46.957	70.683
2	3:25.751	1:38.794	76.523
3	5:03.140	1:37.389	77.627
4	6:41.270	1:38.130	77.041
5	8:19.288	1:38.018	77.129
6	9:57.499	1:38.211	76.977

11 **34 Timmy TURTLE**
 Total Time **9:57.541** Avg Speed **75.911** Behind **30.302**
 Best Time **1:38.006** Best Speed **77.138** On **6** Gp **b**

Lap	Elapsed Time	Lap Time	Lap Speed
1	1:44.069	1:44.069	72.644
2	3:22.931	1:38.862	76.470
3	5:01.476	1:38.545	76.716
4	6:40.145	1:38.669	76.620
5	8:19.535	1:39.390	76.064
6	9:57.541	1:38.006	77.138

12 **153 Stephen LARKIN**
 Total Time **9:58.013** Avg Speed **75.851** Behind **30.774**
 Best Time **1:38.056** Best Speed **77.099** On **2** Gp **a**

Lap	Elapsed Time	Lap Time	Lap Speed
1	1:44.183	1:44.183	72.565
2	3:22.239	1:38.056	77.099
3	5:00.852	1:38.613	76.663
4	6:39.889	1:39.037	76.335
5	8:19.805	1:39.916	75.664
6	9:58.013	1:38.208	76.979

SENIOR SUPPORT

Race Classification

13 **39 Darren HUGHES**
 Total Time **9:58.296** Avg Speed **75.815** Behind **31.057**
 Best Time **1:37.617** Best Speed **77.446** On **3** Gp **b**

Lap	Elapsed Time	Lap Time	Lap Speed
1	1:46.141	1:46.141	71.226
2	3:24.429	1:38.288	76.917
3	5:02.046	1:37.617	77.446
4	6:40.572	1:38.526	76.731
5	8:20.369	1:39.797	75.754
6	9:58.296	1:37.927	77.200

14 **11 John CAHILL**
 Total Time **9:59.715** Avg Speed **75.636** Behind **32.476**
 Best Time **1:37.847** Best Speed **77.263** On **3** Gp **b**

Lap	Elapsed Time	Lap Time	Lap Speed
1	1:47.954	1:47.954	70.030
2	3:26.613	1:38.659	76.628
3	5:04.460	1:37.847	77.263
4	6:43.213	1:38.753	76.555
5	8:21.421	1:38.208	76.979
6	9:59.715	1:38.294	76.912

15 **117 Gary MILLER**
 Total Time **10:02.894** Avg Speed **75.237** Behind **35.655**
 Best Time **1:38.177** Best Speed **77.004** On **5** Gp **b**

Lap	Elapsed Time	Lap Time	Lap Speed
1	1:45.425	1:45.425	71.710
2	3:23.988	1:38.563	76.702
3	5:02.697	1:38.709	76.589
4	6:40.949	1:38.252	76.945
5	8:19.126	1:38.177	77.004
6	10:02.894	1:43.768	72.855

16 **43 Neil VICARS**
 Total Time **10:03.973** Avg Speed **75.103** Behind **36.734**
 Best Time **1:38.252** Best Speed **76.945** On **6** Gp **c**

Lap	Elapsed Time	Lap Time	Lap Speed
1	1:48.356	1:48.356	69.770
2	3:28.199	1:39.843	75.719
3	5:08.245	1:40.046	75.565
4	6:46.787	1:38.542	76.719
5	8:25.721	1:38.934	76.415
6	10:03.973	1:38.252	76.945





SENIOR SUPPORT

Race 9 - Loanends MRRRC Senior Support A

Saturday, 25 April 2009

DETAILED RESULT

SENIOR SUPPORT

Race Classification

17 46 Stephen WILSON

Total Time **10:08.112** Avg Speed **74.592** Behind **40.873**
 Best Time **1:38.178** Best Speed **77.003** On **6** Gp **c**

Lap	Elapsed Time	Lap Time	Lap Speed
1	1:49.272	1:49.272	69.185
2	3:31.656	1:42.384	73.840
3	5:11.842	1:40.186	75.460
4	6:51.418	1:39.576	75.922
5	8:29.934	1:38.516	76.739
6	10:08.112	1:38.178	77.003

18 22 Stephen MAGEE

Total Time **10:11.095** Avg Speed **74.227** Behind **43.856**
 Best Time **1:38.120** Best Speed **77.049** On **6** Gp **c**

Lap	Elapsed Time	Lap Time	Lap Speed
1	1:48.548	1:48.548	69.647
2	3:30.663	1:42.115	74.034
3	5:10.956	1:40.293	75.379
4	6:53.278	1:42.322	73.884
5	8:32.975	1:39.697	75.830
6	10:11.095	1:38.120	77.049

19 60 George SCOTT

Total Time **10:11.554** Avg Speed **74.172** Behind **44.315**
 Best Time **1:38.327** Best Speed **76.886** On **5** Gp **c**

Lap	Elapsed Time	Lap Time	Lap Speed
1	1:49.715	1:49.715	68.906
2	3:31.337	1:41.622	74.393
3	5:12.322	1:40.985	74.863
4	6:54.444	1:42.122	74.029
5	8:32.771	1:38.327	76.886
6	10:11.554	1:38.783	76.531

20 57 Adrian LOGUE

Total Time **10:13.125** Avg Speed **73.982** Behind **45.886**
 Best Time **1:39.435** Best Speed **76.030** On **6** Gp **b**

Lap	Elapsed Time	Lap Time	Lap Speed
1	1:49.541	1:49.541	69.015
2	3:30.354	1:40.813	74.990
3	5:12.139	1:41.785	74.274
4	6:52.498	1:40.359	75.330
5	8:33.690	1:41.192	74.709
6	10:13.125	1:39.435	76.030

SENIOR SUPPORT

Race Classification

21 114 Jeff WARD

Total Time **10:14.123** Avg Speed **73.861** Behind **46.884**
 Best Time **1:39.662** Best Speed **75.856** On **6** Gp **c**

Lap	Elapsed Time	Lap Time	Lap Speed
1	1:49.158	1:49.158	69.257
2	3:31.138	1:41.980	74.132
3	5:11.771	1:40.633	75.124
4	6:54.109	1:42.338	73.873
5	8:34.461	1:40.352	75.335
6	10:14.123	1:39.662	75.856

Not Classified

DNF 99 David YEOMANS

Total Time **4:59.542** Avg Speed **75.716** Behind **3 Laps**
 Best Time **1:38.201** Best Speed **76.985** On **2** Gp **a**

Lap	Elapsed Time	Lap Time	Lap Speed
1	1:42.803	1:42.803	73.539
2	3:21.004	1:38.201	76.985
3	4:59.542	1:38.538	76.722




THE ROYAL HOTEL & BRAESIDE COOKSTOWN 100

SENIOR SUPPORT

Race 9 - Loanends MRRC Senior Support A

LAP CHART



1					3					5				
No	Name	G	Elapsed Time	Lap Time	No	Name	G	Elapsed Time	Lap Time	No	Name	G	Elapsed Time	Lap Time
198	Benny SMITH	a	1:39.407	1:39.407	198	Benny SMITH	a	4:49.167	1:35.573	50	William DAVISON	a	7:55.291	1:32.439
86	Caoith LAWLESS	a	1:41.081	1:41.081	50	William DAVISON	a	4:49.273	1:32.987	198	Benny SMITH	a	7:55.691	1:32.963
50	William DAVISON	a	1:41.266	1:41.266	86	Caoith LAWLESS	a	4:50.528	1:34.281	86	Caoith LAWLESS	a	7:57.829	1:33.656
8	Mark LARKIN	c	1:42.391	1:42.391	8	Mark LARKIN	c	4:54.223	1:36.448	199	Billy BYRNE	a	8:11.901	1:35.991
199	Billy BYRNE	a	1:42.562	1:42.562	79	Vincent BRENNAN	c	4:59.113	1:38.592	93	Ciaran O CALLAGHAN	a	8:12.366	1:36.291
79	Vincent BRENNAN	c	1:42.653	1:42.653	199	Billy BYRNE	a	4:59.128	1:38.628	79	Vincent BRENNAN	c	8:13.814	1:37.750
99	David YEOMANS	a	1:42.803	1:42.803	99	David YEOMANS	a	4:59.542	1:38.538	120	Jonathan MARK	c	8:18.279	1:39.265
78	Mark SHIELS	b	1:43.482	1:43.482	93	Ciaran O CALLAGHAN	a	4:59.827	1:37.373	78	Mark SHIELS	b	8:18.928	1:39.075
34	Timmy TURTLE	b	1:44.069	1:44.069	153	Stephen LARKIN	a	5:00.852	1:38.613	117	Gary MILLER	b	8:19.126	1:38.177
153	Stephen LARKIN	a	1:44.183	1:44.183	78	Mark SHIELS	b	5:01.350	1:38.661	30	Aron HATCH	b	8:19.288	1:38.018
120	Jonathan MARK	c	1:44.385	1:44.385	120	Jonathan MARK	c	5:01.439	1:38.667	34	Timmy TURTLE	b	8:19.535	1:39.390
93	Ciaran O CALLAGHAN	a	1:44.489	1:44.489	34	Timmy TURTLE	b	5:01.476	1:38.545	153	Stephen LARKIN	a	8:19.805	1:39.916
117	Gary MILLER	b	1:45.425	1:45.425	39	Darren HUGHES	b	5:02.046	1:37.617	39	Darren HUGHES	b	8:20.369	1:39.797
39	Darren HUGHES	b	1:46.141	1:46.141	117	Gary MILLER	b	5:02.697	1:38.709	8	Mark LARKIN	c	8:20.735	1:49.918
30	Aron HATCH	b	1:46.957	1:46.957	30	Aron HATCH	b	5:03.140	1:37.389	11	John CAHILL	b	8:21.421	1:38.208
11	John CAHILL	b	1:47.954	1:47.954	11	John CAHILL	b	5:04.460	1:37.847	43	Neil VICARS	c	8:25.721	1:38.934
43	Neil VICARS	c	1:48.356	1:48.356	43	Neil VICARS	c	5:08.245	1:40.046	46	Stephen WILSON	c	8:29.934	1:38.516
22	Stephen MAGEE	c	1:48.548	1:48.548	22	Stephen MAGEE	c	5:10.956	1:40.293	60	George SCOTT	c	8:32.771	1:38.327
114	Jeff WARD	c	1:49.158	1:49.158	114	Jeff WARD	c	5:11.771	1:40.633	22	Stephen MAGEE	c	8:32.975	1:39.697
46	Stephen WILSON	c	1:49.272	1:49.272	46	Stephen WILSON	c	5:11.842	1:40.186	57	Adrian LOGUE	b	8:33.690	1:41.192
57	Adrian LOGUE	b	1:49.541	1:49.541	57	Adrian LOGUE	b	5:12.139	1:41.785	114	Jeff WARD	c	8:34.461	1:40.352
60	George SCOTT	c	1:49.715	1:49.715	60	George SCOTT	c	5:12.322	1:40.985					

2					4					6				
No	Name	G	Elapsed Time	Lap Time	No	Name	G	Elapsed Time	Lap Time	No	Name	G	Elapsed Time	Lap Time
198	Benny SMITH	a	3:13.594	1:34.187	198	Benny SMITH	a	6:22.728	1:33.561	50	William DAVISON	a	9:27.239	1:31.948
86	Caoith LAWLESS	a	3:16.247	1:35.166	50	William DAVISON	a	6:22.852	1:33.579	198	Benny SMITH	a	9:27.420	1:31.729
50	William DAVISON	a	3:16.286	1:35.020	86	Caoith LAWLESS	a	6:24.173	1:33.645	86	Caoith LAWLESS	a	9:32.071	1:34.242
8	Mark LARKIN	c	3:17.775	1:35.384	8	Mark LARKIN	c	6:30.817	1:36.594	199	Billy BYRNE	a	9:47.803	1:35.902
199	Billy BYRNE	a	3:20.500	1:37.938	199	Billy BYRNE	a	6:35.910	1:36.782	93	Ciaran O CALLAGHAN	a	9:47.973	1:35.607
79	Vincent BRENNAN	c	3:20.521	1:37.868	79	Vincent BRENNAN	c	6:36.064	1:36.951	79	Vincent BRENNAN	c	9:50.380	1:36.566
99	David YEOMANS	a	3:21.004	1:38.201	93	Ciaran O CALLAGHAN	a	6:36.075	1:36.248	8	Mark LARKIN	c	9:55.814	1:35.079
153	Stephen LARKIN	a	3:22.239	1:38.056	120	Jonathan MARK	c	6:39.014	1:37.575	78	Mark SHIELS	b	9:57.040	1:38.112
93	Ciaran O CALLAGHAN	a	3:22.454	1:37.965	78	Mark SHIELS	b	6:39.853	1:38.503	120	Jonathan MARK	c	9:57.343	1:39.064
78	Mark SHIELS	b	3:22.689	1:39.207	153	Stephen LARKIN	a	6:39.889	1:39.037	30	Aron HATCH	b	9:57.499	1:38.211
120	Jonathan MARK	c	3:22.772	1:38.387	34	Timmy TURTLE	b	6:40.145	1:38.669	34	Timmy TURTLE	b	9:57.541	1:38.006
34	Timmy TURTLE	b	3:22.931	1:38.862	39	Darren HUGHES	b	6:40.572	1:38.526	153	Stephen LARKIN	a	9:58.013	1:38.208
117	Gary MILLER	b	3:23.988	1:38.563	117	Gary MILLER	b	6:40.949	1:38.252	39	Darren HUGHES	b	9:58.296	1:37.927
39	Darren HUGHES	b	3:24.429	1:38.288	30	Aron HATCH	b	6:41.270	1:38.130	11	John CAHILL	b	9:59.715	1:38.294
30	Aron HATCH	b	3:25.751	1:38.794	11	John CAHILL	b	6:43.213	1:38.753	117	Gary MILLER	b	10:02.894	1:43.768
11	John CAHILL	b	3:26.613	1:38.659	43	Neil VICARS	c	6:46.787	1:38.542	43	Neil VICARS	c	10:03.973	1:38.252
43	Neil VICARS	c	3:28.199	1:39.843	46	Stephen WILSON	c	6:51.418	1:39.576	46	Stephen WILSON	c	10:08.112	1:38.178
57	Adrian LOGUE	b	3:30.354	1:40.813	57	Adrian LOGUE	b	6:52.498	1:40.359	22	Stephen MAGEE	c	10:11.095	1:38.120
22	Stephen MAGEE	c	3:30.663	1:42.115	22	Stephen MAGEE	c	6:53.278	1:42.322	60	George SCOTT	c	10:11.554	1:38.783
114	Jeff WARD	c	3:31.138	1:41.980	114	Jeff WARD	c	6:54.109	1:42.338	57	Adrian LOGUE	b	10:13.125	1:39.435
60	George SCOTT	c	3:31.337	1:41.622	60	George SCOTT	c	6:54.444	1:42.122	114	Jeff WARD	c	10:14.123	1:39.662
46	Stephen WILSON	c	3:31.656	1:42.384										



THE ROYAL HOTEL & BRAESIDE COOKSTOWN 100



SENIOR SUPPORT

Race 14 - S. P. Harkness Construction Senior Support B


Saturday, 25 April 2009

Pos	Class	No	Name	Machine / Sponsor	Gp	Laps	Total Time	Behind	Speed	-----Best Lap-----		
										Time	Speed	On
Race Classification												
1	SSEN	4	Anthony REDMOND	Honda 600 - Steve Jackson Racing	a	5	8:19.194		75.722	1:36.585	78.273	5
2	SSEN	17	Gerry DANIEL	Suzuki 750	a	5	8:19.352	0.158	75.698	1:36.899	78.019	5
3	SSEN	103	Reuben McPHEE	Yamaha 600 - N.J.T. Racing	a	5	8:27.926	8.732	74.420	1:39.929	75.654	5
4	SSEN	95	Robert GORDON	Honda 600	a	5	8:30.348	11.154	74.067	1:39.203	76.207	5
5	SSEN	97	William HARA	Suzuki 600	b	5	8:36.503	17.309	73.184	1:41.080	74.792	5
6	SSEN	28	John McCRARREN	Suzuki 750	a	5	8:38.917	19.723	72.844	1:42.336	73.874	5
7	SSEN	174	Rodney PATTON	Suzuki 600	a	5	9:00.024	40.830	69.997	1:44.552	72.309	5
8	SSEN	92	Stephen McALEECE	Suzuki 600	a	5	9:02.207	43.013	69.715	1:46.852	70.752	5
9	SSEN	14	Rodney LITTLE	Yamaha 600	b	5	9:05.051	45.857	69.351	1:46.686	70.862	5
10	SSEN	148	Julian KIRK	Honda 600	b	5	9:17.032	57.838	67.860	1:45.324	71.779	5
11	SSEN	37	Darren FAGAN	SUZuki 750	b	5	9:20.322	1:01.128	67.461	1:49.331	69.148	5
12	SSEN	18	Stuart ROBB	Honda 600	b	5	9:20.461	1:01.267	67.444	1:49.193	69.235	5
13	SSEN	96	Stephen CARR	Kawasaki 600	b	5	9:21.339	1:02.145	67.339	1:48.268	69.827	5
14	SSEN	19	Stephen BEATTIE	Triumph 675	b	5	9:35.105	1:15.911	65.727	1:50.943	68.143	3

Fastest Lap

SSEN	4	Anthony REDMOND	Honda 600 - Steve Jackson Racing	a						1:36.585	78.273	5
------	---	-----------------	----------------------------------	---	--	--	--	--	--	----------	--------	---

These Results are provisional and are subject to ratification by the Stewards of the Meeting.

Track	Orritor	Signed		Organising Club	Cookstown & District MCC
Length(miles)	2.1000		Chief Timekeeper	Warmup Started	
Weather	Sunny			Race Started	17:00:54.714
Track	Dry	Issued At:	17:11:41	Gp Time Diff - b 13.39	



MCUI
Ulster Centre
Timing
www.mcui-uc.org.uk



Powered by
e-Laps II
© 2008
Walter Marks



SENIOR SUPPORT

Race 14 - S. P. Harkness Construction Senior Support B

Saturday, 25 April 2009

DETAILED RESULT

SENIOR SUPPORT

Race Classification

1 **4 Anthony REDMOND**
 Total Time **8:19.194** Avg Speed **75.722** Behind
 Best Time **1:36.585** Best Speed **78.273** On **5** Gp **a**

Lap	Elapsed Time	Lap Time	Lap Speed
1	1:47.340	1:47.340	70.430
2	3:26.895	1:39.555	75.938
3	5:04.676	1:37.781	77.316
4	6:42.609	1:37.933	77.196
5	8:19.194	1:36.585	78.273

2 **17 Gerry DANIEL**
 Total Time **8:19.352** Avg Speed **75.698** Behind **0.158**
 Best Time **1:36.899** Best Speed **78.019** On **5** Gp **a**

Lap	Elapsed Time	Lap Time	Lap Speed
1	1:44.546	1:44.546	72.313
2	3:24.295	1:39.749	75.790
3	5:03.983	1:39.688	75.837
4	6:42.453	1:38.470	76.775
5	8:19.352	1:36.899	78.019

3 **103 Reuben McPHEE**
 Total Time **8:27.926** Avg Speed **74.420** Behind **8.732**
 Best Time **1:39.929** Best Speed **75.654** On **5** Gp **a**

Lap	Elapsed Time	Lap Time	Lap Speed
1	1:47.020	1:47.020	70.641
2	3:27.569	1:40.549	75.187
3	5:07.968	1:40.399	75.300
4	6:47.997	1:40.029	75.578
5	8:27.926	1:39.929	75.654

4 **95 Robert GORDON**
 Total Time **8:30.348** Avg Speed **74.067** Behind **11.154**
 Best Time **1:39.203** Best Speed **76.207** On **5** Gp **a**

Lap	Elapsed Time	Lap Time	Lap Speed
1	1:49.578	1:49.578	68.992
2	3:31.950	1:42.372	73.848
3	5:11.803	1:39.853	75.711
4	6:51.145	1:39.342	76.101
5	8:30.348	1:39.203	76.207

SENIOR SUPPORT

Race Classification

5 **97 William HARA**
 Total Time **8:36.503** Avg Speed **73.184** Behind **17.309**
 Best Time **1:41.080** Best Speed **74.792** On **5** Gp **b**

Lap	Elapsed Time	Lap Time	Lap Speed
1	1:47.451	1:47.451	70.358
2	3:29.926	1:42.475	73.774
3	5:13.645	1:43.719	72.889
4	6:55.423	1:41.778	74.279
5	8:36.503	1:41.080	74.792

6 **28 John McCRARREN**
 Total Time **8:38.917** Avg Speed **72.844** Behind **19.723**
 Best Time **1:42.336** Best Speed **73.874** On **5** Gp **a**

Lap	Elapsed Time	Lap Time	Lap Speed
1	1:48.046	1:48.046	69.970
2	3:31.042	1:42.996	73.401
3	5:14.053	1:43.011	73.390
4	6:56.581	1:42.528	73.736
5	8:38.917	1:42.336	73.874

7 **174 Rodney PATTON**
 Total Time **9:00.024** Avg Speed **69.997** Behind **40.830**
 Best Time **1:44.552** Best Speed **72.309** On **5** Gp **a**

Lap	Elapsed Time	Lap Time	Lap Speed
1	1:54.519	1:54.519	66.015
2	3:41.923	1:47.404	70.388
3	5:28.702	1:46.779	70.800
4	7:15.472	1:46.770	70.806
5	9:00.024	1:44.552	72.309

8 **92 Stephen McALEECE**
 Total Time **9:02.207** Avg Speed **69.715** Behind **43.013**
 Best Time **1:46.852** Best Speed **70.752** On **5** Gp **a**

Lap	Elapsed Time	Lap Time	Lap Speed
1	1:53.440	1:53.440	66.643
2	3:41.161	1:47.721	70.181
3	5:28.487	1:47.326	70.440
4	7:15.355	1:46.868	70.741
5	9:02.207	1:46.852	70.752





SENIOR SUPPORT

Race 14 - S. P. Harkness Construction Senior Support B

Saturday, 25 April 2009

DETAILED RESULT

SENIOR SUPPORT

Race Classification

9 **14 Rodney LITTLE**
 Total Time **9:05.051** Avg Speed **69.351** Behind **45.857**
 Best Time **1:46.686** Best Speed **70.862** On **5** Gp **b**

Lap	Elapsed Time	Lap Time	Lap Speed
1	1:55.817	1:55.817	65.275
2	3:42.566	1:46.749	70.820
3	5:30.893	1:48.327	69.789
4	7:18.365	1:47.472	70.344
5	9:05.051	1:46.686	70.862

10 **148 Julian KIRK**
 Total Time **9:17.032** Avg Speed **67.860** Behind **57.838**
 Best Time **1:45.324** Best Speed **71.779** On **5** Gp **b**

Lap	Elapsed Time	Lap Time	Lap Speed
1	1:58.769	1:58.769	63.653
2	3:50.312	1:51.543	67.777
3	5:41.093	1:50.781	68.243
4	7:31.708	1:50.615	68.345
5	9:17.032	1:45.324	71.779

11 **37 Darren FAGAN**
 Total Time **9:20.322** Avg Speed **67.461** Behind **1:01.128**
 Best Time **1:49.331** Best Speed **69.148** On **5** Gp **b**

Lap	Elapsed Time	Lap Time	Lap Speed
1	1:55.528	1:55.528	65.439
2	3:48.928	1:53.400	66.667
3	5:40.538	1:51.610	67.736
4	7:30.991	1:50.453	68.445
5	9:20.322	1:49.331	69.148

12 **18 Stuart ROBB**
 Total Time **9:20.461** Avg Speed **67.444** Behind **1:01.267**
 Best Time **1:49.193** Best Speed **69.235** On **5** Gp **b**

Lap	Elapsed Time	Lap Time	Lap Speed
1	1:55.584	1:55.584	65.407
2	3:46.676	1:51.092	68.052
3	5:38.900	1:52.224	67.365
4	7:31.268	1:52.368	67.279
5	9:20.461	1:49.193	69.235

SENIOR SUPPORT

Race Classification

13 **96 Stephen CARR**
 Total Time **9:21.339** Avg Speed **67.339** Behind **1:02.145**
 Best Time **1:48.268** Best Speed **69.827** On **5** Gp **b**

Lap	Elapsed Time	Lap Time	Lap Speed
1	1:57.492	1:57.492	64.345
2	3:49.532	1:52.040	67.476
3	5:42.012	1:52.480	67.212
4	7:33.071	1:51.059	68.072
5	9:21.339	1:48.268	69.827

14 **19 Stephen BEATTIE**
 Total Time **9:35.105** Avg Speed **65.727** Behind **1:15.911**
 Best Time **1:50.943** Best Speed **68.143** On **3** Gp **b**

Lap	Elapsed Time	Lap Time	Lap Speed
1	2:02.187	2:02.187	61.872
2	3:54.647	1:52.460	67.224
3	5:45.590	1:50.943	68.143
4	7:40.659	1:55.069	65.700
5	9:35.105	1:54.446	66.057



THE ROYAL HOTEL & BRAESIDE COOKSTOWN 100

SENIOR SUPPORT

Race 14 - S. P. Harkness Construction Senior Support B

LAP CHART



1

No	Name	G	Elapsed Time	Lap Time
17	Gerry DANIEL	a	1:44.546	1:44.546
103	Reuben McPHEE	a	1:47.020	1:47.020
4	Anthony REDMOND	a	1:47.340	1:47.340
97	William HARA	b	1:47.451	1:47.451
28	John McCRARREN	a	1:48.046	1:48.046
95	Robert GORDON	a	1:49.578	1:49.578
92	Stephen McALEECE	a	1:53.440	1:53.440
174	Rodney PATTON	a	1:54.519	1:54.519
37	Darren FAGAN	b	1:55.528	1:55.528
18	Stuart ROBB	b	1:55.584	1:55.584
14	Rodney LITTLE	b	1:55.817	1:55.817
96	Stephen CARR	b	1:57.492	1:57.492
148	Julian KIRK	b	1:58.769	1:58.769
19	Stephen BEATTIE	b	2:02.187	2:02.187

2

No	Name	G	Elapsed Time	Lap Time
17	Gerry DANIEL	a	3:24.295	1:39.749
4	Anthony REDMOND	a	3:26.895	1:39.555
103	Reuben McPHEE	a	3:27.569	1:40.549
97	William HARA	b	3:29.926	1:42.475
28	John McCRARREN	a	3:31.042	1:42.996
95	Robert GORDON	a	3:31.950	1:42.372
92	Stephen McALEECE	a	3:41.161	1:47.721
174	Rodney PATTON	a	3:41.923	1:47.404
14	Rodney LITTLE	b	3:42.566	1:46.749
18	Stuart ROBB	b	3:46.676	1:51.092
37	Darren FAGAN	b	3:48.928	1:53.400
96	Stephen CARR	b	3:49.532	1:52.040
148	Julian KIRK	b	3:50.312	1:51.543
19	Stephen BEATTIE	b	3:54.647	1:52.460

3

No	Name	G	Elapsed Time	Lap Time
17	Gerry DANIEL	a	5:03.983	1:39.688
4	Anthony REDMOND	a	5:04.676	1:37.781
103	Reuben McPHEE	a	5:07.968	1:40.399
95	Robert GORDON	a	5:11.803	1:39.853
97	William HARA	b	5:13.645	1:43.719
28	John McCRARREN	a	5:14.053	1:43.011
92	Stephen McALEECE	a	5:28.487	1:47.326
174	Rodney PATTON	a	5:28.702	1:46.779
14	Rodney LITTLE	b	5:30.893	1:48.327
18	Stuart ROBB	b	5:38.900	1:52.224
37	Darren FAGAN	b	5:40.538	1:51.610
148	Julian KIRK	b	5:41.093	1:50.781
96	Stephen CARR	b	5:42.012	1:52.480
19	Stephen BEATTIE	b	5:45.590	1:50.943

4

No	Name	G	Elapsed Time	Lap Time
17	Gerry DANIEL	a	6:42.453	1:38.470
4	Anthony REDMOND	a	6:42.609	1:37.933
103	Reuben McPHEE	a	6:47.997	1:40.029
95	Robert GORDON	a	6:51.145	1:39.342
97	William HARA	b	6:55.423	1:41.778
28	John McCRARREN	a	6:56.581	1:42.528
92	Stephen McALEECE	a	7:15.355	1:46.868
174	Rodney PATTON	a	7:15.472	1:46.770
14	Rodney LITTLE	b	7:18.365	1:47.472
37	Darren FAGAN	b	7:30.991	1:50.453
18	Stuart ROBB	b	7:31.268	1:52.368
148	Julian KIRK	b	7:31.708	1:50.615
96	Stephen CARR	b	7:33.071	1:51.059
19	Stephen BEATTIE	b	7:40.659	1:55.069

5

No	Name	G	Elapsed Time	Lap Time
4	Anthony REDMOND	a	8:19.194	1:36.585
17	Gerry DANIEL	a	8:19.352	1:36.899
103	Reuben McPHEE	a	8:27.926	1:39.929
95	Robert GORDON	a	8:30.348	1:39.203
97	William HARA	b	8:36.503	1:41.080
28	John McCRARREN	a	8:38.917	1:42.336
174	Rodney PATTON	a	9:00.024	1:44.552
92	Stephen McALEECE	a	9:02.207	1:46.852
14	Rodney LITTLE	b	9:05.051	1:46.686
148	Julian KIRK	b	9:17.032	1:45.324
37	Darren FAGAN	b	9:20.322	1:49.331
18	Stuart ROBB	b	9:20.461	1:49.193
96	Stephen CARR	b	9:21.339	1:48.268
19	Stephen BEATTIE	b	9:35.105	1:54.446