



*Royal Hotel*


**& BRAESIDE**

**COOKSTOWN 100**

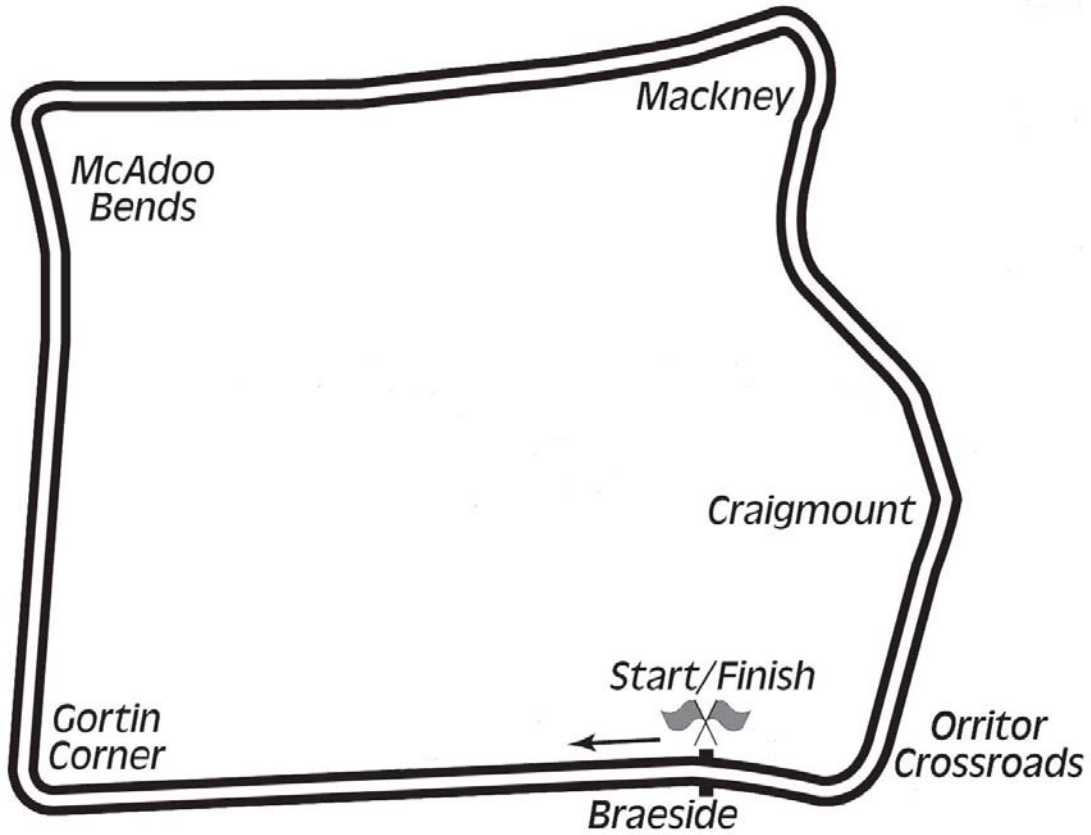
**Friday 24<sup>th</sup> & Saturday 25<sup>th</sup> April 2009**

**promoted by Cookstown & District MCC**  
[www.cookstown100.com](http://www.cookstown100.com)

**CONWAY SNOOKER  
SUPERTWINS CLASS**



# Orritor Circuit 2.1 miles



## LAP RECORDS

Class	Rider	Machine	m	s	mph	Year
125cc	Darran Lindsay	Honda	1	34.778	79.765	2005
250cc	Michael Dunlop	Honda	1	30.908	83.161	2008
Supertwins (with 250s)	Adrian Mullen	Suzuki 650	1	38.032	77.118	2008
Supersport	Keith Amor	Honda	1	25.190	88.743	2008
Open 1000cc	Keith Amor	Honda 600	1	24.927	89.018	2008
Senior Support	Gary Robinson	Yamaha 600	1	29.956	84.041	2007
Junior Support	Michael Dunlop	Yamaha 250	1	36.181	78.602	2006
Classic 1000cc	Wattie Brown	Norton 920	1	40.273	75.394	2006
Classic 500cc	Colin Rodgers	Honda	1	42.787	73.550	2004
Classic 350cc	Paul Coward	Honda	1	43.421	73.099	2004
Classic 250cc	Geoff McMullan	Suzuki	1	47.294	70.461	2006




SUPERTWINS

Qualifying

Friday, 24 April 2009

Pos	Class	No	Name	Machine / Sponsor	----- Best Lap -----			On	Laps
					Time	Behind	Speed		
Qualifying Classification									
1	STwins	77	Ryan FARQUHAR	Kawasaki 650 - D n D Motorcycles	1:45.646		71.560	3	5
2	STwins	75	Damien HOWARD	Suzuki 650 - P & L	1:46.423	0.777	71.037	4	5
3	STwins	144	Richard McCARTNEY	Suzuki 650 - McCartney Motors	1:47.332	1.686	70.436	4	5
4	STwins	22	Lee HILL	Suzuki 650 - NH trade frames	1:48.588	2.942	69.621	3	5
5	STwins	91	Des BUTLER	Suzuki 650	1:49.045	3.399	69.329	4	5
6	STwins	38	Darren GILPIN	Suzuki 650 - Irish Racer	1:49.157	3.511	69.258	4	5
7	STwins	21	Coyles WRIGHT	Suzuki 650	1:50.063	4.417	68.688	4	5
8	STwins	86	Caoith LAWLESS	Suzuki 650	1:51.152	5.506	68.015	3	5
9	STwins	12	Brian LOUGHLIN	Suzuki 650	1:52.660	7.014	67.105	4	5
10	STwins	66	Paul GARTLAND	Suzuki 650	1:52.904	7.258	66.960	3	5
11	STwins	117	Dave HEDISON	Kawasaki 650	1:52.916	7.270	66.952	4	5
12	STwins	20	Martin LYONS	Suzuki 650 - GS Motorcycles	1:53.387	7.741	66.674	3	5
13	STwins	7	Dave WALSH	Suzuki 650 - Selective Developments	1:53.977	8.331	66.329	4	4
14	STwins	28	Roy SCOTT	Kawasaki 650 - P.K. Racing	1:55.290	9.644	65.574	4	5
15	STwins	6	Baylon McCAUGHEY	Suzuki 650 - Irish Race Photography	1:55.612	9.966	65.391	4	4
16	STwins	43	Neil VICARS	Suzuki 650	1:55.624	9.978	65.384	4	4
17	STwins	69	Ronnie SCOTT	Suzuki 650	1:55.906	10.260	65.225	2	4
18	STwins	4	Anthony REDMOND	Kawasaki 650 - Steve Jackson Racing	1:56.087	10.441	65.124	4	4
19	STwins	151	Phillip DRENNAN	Suzuki 650	1:56.739	11.093	64.760	4	4
20	STwins	35	Colin McWHIRTER	Suzuki 650 - Hot Stuff	1:57.982	12.336	64.078	4	5
21	STwins	211	Tim STEPHENSON	Suzuki 650	1:59.824	14.178	63.093	4	4
22	STwins	97	Gary FOWLER	Suzuki 650	1:59.958	14.312	63.022	4	4
23	STwins	148	Yvonne MONTGOMERY	Suzuki 650	2:06.691	21.045	59.673	2	4

These Results are provisional and are subject to ratification by the Stewards of the Meeting.

Track	<b>Orritor</b>	Signed		Organising Club	<b>Cookstown &amp; District MCC</b>
Length(miles)	<b>2.1000</b>		Chief Timekeeper	Qualifying Started	<b>17:06:48.779</b>
Weather	<b>Rain</b>	Issued At:	17:20:12		
Track	<b>Wet</b>				



MCUI  
Ulster Centre  
Timing  
www.mcui-uc.org.uk



Powered by  
**e-Laps II**  
© 2008  
Walter Marks



SUPERTWINS

Qualifying

Friday, 24 April 2009

DETAILED RESULT

SUPERTWINS

Qualifying Classification

Position

**1** 77 Ryan FARQUHAR

Behind

Best Time **1:45.646** Best Speed **71.560** On **3** Gp **a**

Lap	Elapsed Time	Lap Time	Lap Speed
1	2:48.503	2:48.503	44.866
2	4:37.139	1:48.636	69.590
3	6:22.785	1:45.646	71.560
4	8:09.697	1:46.912	70.712
5	10:22.589	2:12.892	56.888

**2** 75 Damien HOWARD

Behind **0.777**

Best Time **1:46.423** Best Speed **71.037** On **4** Gp **a**

Lap	Elapsed Time	Lap Time	Lap Speed
1	1:57.815	1:57.815	64.168
2	3:48.068	1:50.253	68.570
3	5:36.035	1:47.967	70.021
4	7:22.458	1:46.423	71.037
5	9:30.115	2:07.657	59.221

**3** 144 Richard McCARTNEY

Behind **1.686**

Best Time **1:47.332** Best Speed **70.436** On **4** Gp **a**

Lap	Elapsed Time	Lap Time	Lap Speed
1	2:55.869	2:55.869	42.987
2	4:45.410	1:49.541	69.015
3	6:32.777	1:47.367	70.413
4	8:20.109	1:47.332	70.436
5	10:27.667	2:07.558	59.267

**4** 22 Lee HILL

Behind **2.942**

Best Time **1:48.588** Best Speed **69.621** On **3** Gp **a**

Lap	Elapsed Time	Lap Time	Lap Speed
1	2:20.576	2:20.576	53.779
2	4:12.929	1:52.353	67.288
3	6:01.517	1:48.588	69.621
4	7:50.824	1:49.307	69.163
5	10:18.006	2:27.182	51.365

SUPERTWINS

Qualifying Classification

Position

**5** 91 Des BUTLER

Behind **3.399**

Best Time **1:49.045** Best Speed **69.329** On **4** Gp **a**

Lap	Elapsed Time	Lap Time	Lap Speed
1	2:32.136	2:32.136	49.692
2	4:22.386	1:50.250	68.571
3	6:13.954	1:51.568	67.761
4	8:02.999	1:49.045	69.329
5	10:24.491	2:21.492	53.431

**6** 38 Darren GILPIN

Behind **3.511**

Best Time **1:49.157** Best Speed **69.258** On **4** Gp **a**

Lap	Elapsed Time	Lap Time	Lap Speed
1	2:28.308	2:28.308	50.975
2	4:20.240	1:51.932	67.541
3	6:13.055	1:52.815	67.012
4	8:02.212	1:49.157	69.258
5	10:19.948	2:17.736	54.888

**7** 21 Coyles WRIGHT

Behind **4.417**

Best Time **1:50.063** Best Speed **68.688** On **4** Gp **a**

Lap	Elapsed Time	Lap Time	Lap Speed
1	2:14.509	2:14.509	56.204
2	4:07.895	1:53.386	66.675
3	5:59.456	1:51.561	67.766
4	7:49.519	1:50.063	68.688
5	10:17.148	2:27.629	51.209

**8** 86 Caoith LAWLESS

Behind **5.506**

Best Time **1:51.152** Best Speed **68.015** On **3** Gp **a**

Lap	Elapsed Time	Lap Time	Lap Speed
1	2:11.164	2:11.164	57.638
2	4:07.498	1:56.334	64.985
3	5:58.650	1:51.152	68.015
4	7:50.221	1:51.571	67.760
5	10:20.821	2:30.600	50.199



SUPERTWINS

Qualifying

Friday, 24 April 2009

DETAILED RESULT

SUPERTWINS

Qualifying Classification

Position

**9** 12 Brian LOUGHLIN

Behind 7.014

Best Time 1:52.660 Best Speed 67.105 On 4 Gp a

Lap	Elapsed Time	Lap Time	Lap Speed
1	2:10.852	2:10.852	57.775
2	4:07.309	1:56.457	64.917
3	6:01.028	1:53.719	66.480
4	7:53.688	1:52.660	67.105
5	10:22.021	2:28.333	50.966

**10** 66 Paul GARTLAND

Behind 7.258

Best Time 1:52.904 Best Speed 66.960 On 3 Gp a

Lap	Elapsed Time	Lap Time	Lap Speed
1	2:02.041	2:02.041	61.946
2	3:55.378	1:53.337	66.704
3	5:48.282	1:52.904	66.960
4	7:42.330	1:54.048	66.288
5	9:45.863	2:03.533	61.198

**11** 117 Dave HEDISON

Behind 7.270

Best Time 1:52.916 Best Speed 66.952 On 4 Gp a

Lap	Elapsed Time	Lap Time	Lap Speed
1	2:04.913	2:04.913	60.522
2	4:00.074	1:55.161	65.647
3	5:53.401	1:53.327	66.710
4	7:46.317	1:52.916	66.952
5	9:48.228	2:01.911	62.012

**12** 20 Martin LYONS

Behind 7.741

Best Time 1:53.387 Best Speed 66.674 On 3 Gp a

Lap	Elapsed Time	Lap Time	Lap Speed
1	2:03.391	2:03.391	61.269
2	3:57.727	1:54.336	66.121
3	5:51.114	1:53.387	66.674
4	7:45.743	1:54.629	65.952
5	10:15.752	2:30.009	50.397

SUPERTWINS

Qualifying Classification

Position

**13** 7 Dave WALSH

Behind 8.331

Best Time 1:53.977 Best Speed 66.329 On 4 Gp a

Lap	Elapsed Time	Lap Time	Lap Speed
1	2:39.656	2:39.656	47.352
2	4:38.727	1:59.071	63.492
3	6:34.954	1:56.227	65.045
4	8:28.931	1:53.977	66.329

**14** 28 Roy SCOTT

Behind 9.644

Best Time 1:55.290 Best Speed 65.574 On 4 Gp a

Lap	Elapsed Time	Lap Time	Lap Speed
1	2:24.360	2:24.360	52.369
2	4:23.372	1:59.012	63.523
3	6:20.319	1:56.947	64.645
4	8:15.609	1:55.290	65.574
5	10:25.912	2:10.303	58.019

**15** 6 Baylon McCAUGHEY

Behind 9.966

Best Time 1:55.612 Best Speed 65.391 On 4 Gp a

Lap	Elapsed Time	Lap Time	Lap Speed
1	2:58.267	2:58.267	42.408
2	4:56.628	1:58.361	63.872
3	6:55.813	1:59.185	63.431
4	8:51.425	1:55.612	65.391

**16** 43 Neil VICARS

Behind 9.978

Best Time 1:55.624 Best Speed 65.384 On 4 Gp a

Lap	Elapsed Time	Lap Time	Lap Speed
1	2:47.724	2:47.724	45.074
2	4:48.761	2:01.037	62.460
3	6:45.234	1:56.473	64.908
4	8:40.858	1:55.624	65.384

**17** 69 Ronnie SCOTT

Behind 10.260

Best Time 1:55.906 Best Speed 65.225 On 2 Gp a

Lap	Elapsed Time	Lap Time	Lap Speed
1	2:55.266	2:55.266	43.134
2	4:51.172	1:55.906	65.225
3	6:47.890	1:56.718	64.772
4	8:45.206	1:57.316	64.441





SUPERTWINS

Qualifying

Friday, 24 April 2009

DETAILED RESULT

SUPERTWINS

Qualifying Classification

Position

**18** 4 Anthony REDMOND

Behind 10.441

Best Time 1:56.087 Best Speed 65.124 On 4 Gp a

Lap	Elapsed Time	Lap Time	Lap Speed
1	2:51.890	2:51.890	43.982
2	4:50.571	1:58.681	63.700
3	6:49.858	1:59.287	63.377
4	8:45.945	1:56.087	65.124

**19** 151 Phillip DRENNAN

Behind 11.093

Best Time 1:56.739 Best Speed 64.760 On 4 Gp a

Lap	Elapsed Time	Lap Time	Lap Speed
1	3:10.152	3:10.152	39.758
2	5:10.256	2:00.104	62.945
3	7:08.212	1:57.956	64.092
4	9:04.951	1:56.739	64.760

**20** 35 Colin McWHIRTER

Behind 12.336

Best Time 1:57.982 Best Speed 64.078 On 4 Gp a

Lap	Elapsed Time	Lap Time	Lap Speed
1	2:14.108	2:14.108	56.372
2	4:15.935	2:01.827	62.055
3	6:16.676	2:00.741	62.613
4	8:14.658	1:57.982	64.078
5	10:25.161	2:10.503	57.930

**21** 211 Tim STEPHENSON

Behind 14.178

Best Time 1:59.824 Best Speed 63.093 On 4 Gp a

Lap	Elapsed Time	Lap Time	Lap Speed
1	3:10.933	3:10.933	39.595
2	5:11.753	2:00.820	62.572
3	7:13.041	2:01.288	62.331
4	9:12.865	1:59.824	63.093

**22** 97 Gary FOWLER

Behind 14.312

Best Time 1:59.958 Best Speed 63.022 On 4 Gp a

Lap	Elapsed Time	Lap Time	Lap Speed
1	2:43.525	2:43.525	46.231
2	4:44.629	2:01.104	62.426
3	6:44.839	2:00.210	62.890
4	8:44.797	1:59.958	63.022

SUPERTWINS

Qualifying Classification

Position

**23** 148 Yvonne MONTGOMERY

Behind 21.045

Best Time 2:06.691 Best Speed 59.673 On 2 Gp a

Lap	Elapsed Time	Lap Time	Lap Speed
1	2:41.662	2:41.662	46.764
2	4:48.353	2:06.691	59.673
3	6:55.553	2:07.200	59.434
4	9:03.075	2:07.522	59.284



ROYAL HOTEL & BRAESIDE COOKSTOWN 100

SUPERTWINS

Orritor 2.100 Miles

R12: Conway Snooker Race

25/04/2009 14:10

Race (6 Laps)

**RACE 12 - SUPERTWINS**

11	<u>211</u> A	<u>97</u> B	
10	<u>4</u> A	<u>151</u> B	<u>35</u> C
9	<u>6</u> A	<u>43</u> B	<u>69</u> C
8	<hr/>		
7	<u>28</u> A		<u>7</u> B
6	<u>117</u> A	<u>20</u> B	<u>66</u> C
5	<u>86</u> A	<u>12</u> B	
4	<hr/>		
3	<u>21</u> A		<u>38</u> A
2	<u>22</u> A	<u>91</u> B	<u>144</u> C
1	<u>77</u> A	<u>75</u> B	



Provisional results subject to confirmation by the Stewards of the Meeting

Orbits 4

Promoted by Cookstown & District MCC

www.amb-it.com

MCUI (Ulster Centre) Timing

www.mylaps.com

Licensed to: MCUI

# THE ROYAL HOTEL & BRAESIDE COOKSTOWN 100



## SUPERTWINS

### Race 12 - Conway Snooker Supertwins

Saturday, 25 April 2009

Pos	Class	No	Name	Machine / Sponsor	Gp	Laps	Total Time	Behind	Speed	-----Best Lap-----		
										Time	Speed	On
1	STwins	77	Ryan FARQUHAR	Kawasaki 650 - D n D Motorcycles	a	5	8:00.586		78.654	1:34.182	80.270	2
2	STwins	144	Richard McCARTNEY	Suzuki 650 - McCartney Motors	a	5	8:10.606	10.020	77.048	1:36.558	78.295	2
3	STwins	22	Lee HILL	Suzuki 650 - NH trade frames	a	5	8:15.469	14.883	76.291	1:36.795	78.103	5
4	STwins	38	Darren GILPIN	Suzuki 650 - Irish Racer	a	5	8:15.779	15.193	76.244	1:37.681	77.395	5
5	STwins	21	Coyles WRIGHT	Suzuki 650	a	5	8:16.076	15.490	76.198	1:37.019	77.923	5
6	STwins	75	Damien HOWARD	Suzuki 650 - P & L	a	5	8:16.233	15.647	76.174	1:37.043	77.904	5
7	STwins	91	Des BUTLER	Suzuki 650	a	5	8:20.701	20.115	75.494	1:38.673	76.617	3
8	STwins	7	Dave WALSH	Suzuki 650 - Selective Developments	b	5	8:36.495	35.909	73.186	1:41.194	74.708	4
9	STwins	6	Baylon McCAUGHEY	Suzuki 650 - Irish Race Photography	c	5	8:44.787	44.201	72.029	1:43.992	72.698	2
10	STwins	69	Ronnie SCOTT	Suzuki 650	c	5	8:50.832	50.246	71.209	1:43.443	73.084	2
11	STwins	43	Neil VICARS	Suzuki 650	c	5	8:52.636	52.050	70.968	1:44.226	72.535	3
12	STwins	211	Tim STEPHENSON	Suzuki 650	c	5	8:52.948	52.362	70.926	1:44.505	72.341	3
13	STwins	151	Phillip DRENNAN	Suzuki 650	c	5	8:53.501	52.915	70.853	1:44.690	72.213	3
14	STwins	35	Colin McWHIRTER	Suzuki 650 - Hot Stuff	c	5	8:54.675	54.089	70.697	1:44.573	72.294	4
15	STwins	97	Gary FOWLER	Suzuki 650	c	5	8:58.093	57.507	70.248	1:45.179	71.877	5
16	STwins	20	Martin LYONS	Suzuki 650 - GS Motorcycles	b	5	9:00.769	1:00.183	69.900	1:46.756	70.816	5
17	STwins	12	Brian LOUGHLIN	Suzuki 650	b	5	9:01.325	1:00.739	69.829	1:46.570	70.939	5
18	STwins	117	Dave HEDISON	Kawasaki 650	b	5	9:03.304	1:02.718	69.574	1:46.219	71.174	5
19	STwins	66	Paul GARTLAND	Suzuki 650	b	5	9:06.722	1:06.136	69.139	1:47.468	70.347	4
20	STwins	148	Yvonne MONTGOMERY	Suzuki 650	c	4	7:46.068	1 Lap	64.883	1:54.030	66.298	2


### Fastest Lap / New Lap Record 80.270 mph (Previously 77.118 mph)

STwins	77	Ryan FARQUHAR	Kawasaki 650 - D n D Motorcycles	a						1:34.182	80.270	2
--------	----	---------------	----------------------------------	---	--	--	--	--	--	----------	--------	---

### Not Classified

DNF	STwins	28	Roy SCOTT	Kawasaki 650 - P.K. Racing	b	4	7:15.552	1 Lap	69.429	1:46.302	71.118	2
DNF	STwins	4	Anthony REDMOND	Kawasaki 650 - Steve Jackson Racing	c	2	3:32.107	3 Laps	71.285	1:43.876	72.779	2

These Results are provisional and are subject to ratification by the Stewards of the Meeting.

Track	<b>Orritor</b>	Signed		Organising Club	<b>Cookstown &amp; District MCC</b>
Length(miles)	<b>2.1000</b>		Chief Timekeeper	Warmup Started	
Weather	<b>Sunny</b>			Race Started	<b>15:55:31.093</b>
Track	<b>Dry</b>	Issued At:	16:05:55	Gp Time Diff - b 9.94 / c 20.71	



MCUI  
Ulster Centre  
Timing  
www.mcui-uc.org.uk



Powered by  
e-Laps II  
© 2008  
Walter Marks



SUPERTWINS

Race 12 - Conway Snooker Supertwins

Saturday, 25 April 2009

DETAILED RESULT

SUPERTWINS

**Race Classification**

**1** **77 Ryan FARQUHAR**

Total Time **8:00.586** Avg Speed **78.654** Behind  
Best Time **1:34.182** Best Speed **80.270** On **2** Gp **a**

Lap	Elapsed Time	Lap Time	Lap Speed
1	1:39.790	1:39.790	75.759
2	3:13.972	1:34.182	80.270
3	4:48.301	1:34.329	80.145
4	6:23.124	1:34.823	79.727
5	8:00.586	1:37.462	77.569

**2** **144 Richard McCARTNEY**

Total Time **8:10.606** Avg Speed **77.048** Behind **10.020**  
Best Time **1:36.558** Best Speed **78.295** On **2** Gp **a**

Lap	Elapsed Time	Lap Time	Lap Speed
1	1:41.044	1:41.044	74.819
2	3:17.602	1:36.558	78.295
3	4:55.083	1:37.481	77.554
4	6:32.606	1:37.523	77.520
5	8:10.606	1:38.000	77.143

**3** **22 Lee HILL**

Total Time **8:15.469** Avg Speed **76.291** Behind **14.883**  
Best Time **1:36.795** Best Speed **78.103** On **5** Gp **a**

Lap	Elapsed Time	Lap Time	Lap Speed
1	1:43.074	1:43.074	73.345
2	3:22.982	1:39.908	75.670
3	5:00.956	1:37.974	77.163
4	6:38.674	1:37.718	77.365
5	8:15.469	1:36.795	78.103

**4** **38 Darren GILPIN**

Total Time **8:15.779** Avg Speed **76.244** Behind **15.193**  
Best Time **1:37.681** Best Speed **77.395** On **5** Gp **a**

Lap	Elapsed Time	Lap Time	Lap Speed
1	1:44.226	1:44.226	72.535
2	3:22.262	1:38.036	77.115
3	5:00.357	1:38.095	77.068
4	6:38.098	1:37.741	77.347
5	8:15.779	1:37.681	77.395

SUPERTWINS

**Race Classification**

**5** **21 Coyles WRIGHT**

Total Time **8:16.076** Avg Speed **76.198** Behind **15.490**  
Best Time **1:37.019** Best Speed **77.923** On **5** Gp **a**

Lap	Elapsed Time	Lap Time	Lap Speed
1	1:45.262	1:45.262	71.821
2	3:23.327	1:38.065	77.092
3	5:01.241	1:37.914	77.211
4	6:39.057	1:37.816	77.288
5	8:16.076	1:37.019	77.923

**6** **75 Damien HOWARD**

Total Time **8:16.233** Avg Speed **76.174** Behind **15.647**  
Best Time **1:37.043** Best Speed **77.904** On **5** Gp **a**

Lap	Elapsed Time	Lap Time	Lap Speed
1	1:45.415	1:45.415	71.717
2	3:23.706	1:38.291	76.914
3	5:01.429	1:37.723	77.362
4	6:39.190	1:37.761	77.331
5	8:16.233	1:37.043	77.904

**7** **91 Des BUTLER**

Total Time **8:20.701** Avg Speed **75.494** Behind **20.115**  
Best Time **1:38.673** Best Speed **76.617** On **3** Gp **a**

Lap	Elapsed Time	Lap Time	Lap Speed
1	1:45.054	1:45.054	71.963
2	3:24.596	1:39.542	75.948
3	5:03.269	1:38.673	76.617
4	6:42.001	1:38.732	76.571
5	8:20.701	1:38.700	76.596

**8** **7 Dave WALSH**

Total Time **8:36.495** Avg Speed **73.186** Behind **35.909**  
Best Time **1:41.194** Best Speed **74.708** On **4** Gp **b**

Lap	Elapsed Time	Lap Time	Lap Speed
1	1:50.048	1:50.048	68.697
2	3:31.447	1:41.399	74.557
3	5:13.031	1:41.584	74.421
4	6:54.225	1:41.194	74.708
5	8:36.495	1:42.270	73.922



SUPERTWINS

Race 12 - Conway Snooker Supertwins

Saturday, 25 April 2009

DETAILED RESULT

SUPERTWINS

Race Classification

**9** 6 Baylon McCAUGHEY

Total Time **8:44.787** Avg Speed **72.029** Behind **44.201**  
 Best Time **1:43.992** Best Speed **72.698** On **2** Gp **c**

Lap	Elapsed Time	Lap Time	Lap Speed
1	1:47.791	1:47.791	70.136
2	3:31.783	1:43.992	72.698
3	5:16.464	1:44.681	72.219
4	7:00.543	1:44.079	72.637
5	8:44.787	1:44.244	72.522

**10** 69 Ronnie SCOTT

Total Time **8:50.832** Avg Speed **71.209** Behind **50.246**  
 Best Time **1:43.443** Best Speed **73.084** On **2** Gp **c**

Lap	Elapsed Time	Lap Time	Lap Speed
1	1:49.770	1:49.770	68.871
2	3:33.213	1:43.443	73.084
3	5:19.572	1:46.359	71.080
4	7:04.864	1:45.292	71.800
5	8:50.832	1:45.968	71.342

**11** 43 Neil VICARS

Total Time **8:52.636** Avg Speed **70.968** Behind **52.050**  
 Best Time **1:44.226** Best Speed **72.535** On **3** Gp **c**

Lap	Elapsed Time	Lap Time	Lap Speed
1	1:51.144	1:51.144	68.020
2	3:36.310	1:45.166	71.886
3	5:20.536	1:44.226	72.535
4	7:07.500	1:46.964	70.678
5	8:52.636	1:45.136	71.907

**12** 211 Tim STEPHENSON

Total Time **8:52.948** Avg Speed **70.926** Behind **52.362**  
 Best Time **1:44.505** Best Speed **72.341** On **3** Gp **c**

Lap	Elapsed Time	Lap Time	Lap Speed
1	1:52.911	1:52.911	66.955
2	3:38.123	1:45.212	71.855
3	5:22.628	1:44.505	72.341
4	7:07.829	1:45.201	71.862
5	8:52.948	1:45.119	71.918

SUPERTWINS

Race Classification

**13** 151 Phillip DRENNAN

Total Time **8:53.501** Avg Speed **70.853** Behind **52.915**  
 Best Time **1:44.690** Best Speed **72.213** On **3** Gp **c**

Lap	Elapsed Time	Lap Time	Lap Speed
1	1:52.428	1:52.428	67.243
2	3:37.662	1:45.234	71.840
3	5:22.352	1:44.690	72.213
4	7:08.312	1:45.960	71.348
5	8:53.501	1:45.189	71.871

**14** 35 Colin McWHIRTER

Total Time **8:54.675** Avg Speed **70.697** Behind **54.089**  
 Best Time **1:44.573** Best Speed **72.294** On **4** Gp **c**

Lap	Elapsed Time	Lap Time	Lap Speed
1	1:54.230	1:54.230	66.182
2	3:39.474	1:45.244	71.833
3	5:24.798	1:45.324	71.779
4	7:09.371	1:44.573	72.294
5	8:54.675	1:45.304	71.792

**15** 97 Gary FOWLER

Total Time **8:58.093** Avg Speed **70.248** Behind **57.507**  
 Best Time **1:45.179** Best Speed **71.877** On **5** Gp **c**

Lap	Elapsed Time	Lap Time	Lap Speed
1	1:55.765	1:55.765	65.305
2	3:41.444	1:45.679	71.537
3	5:27.291	1:45.847	71.424
4	7:12.914	1:45.623	71.575
5	8:58.093	1:45.179	71.877

**16** 20 Martin LYONS

Total Time **9:00.769** Avg Speed **69.900** Behind **1:00.183**  
 Best Time **1:46.756** Best Speed **70.816** On **5** Gp **b**

Lap	Elapsed Time	Lap Time	Lap Speed
1	1:51.570	1:51.570	67.760
2	3:39.159	1:47.589	70.267
3	5:26.725	1:47.566	70.282
4	7:14.013	1:47.288	70.465
5	9:00.769	1:46.756	70.816





SUPERTWINS

Race 12 - Conway Snooker Supertwins

Saturday, 25 April 2009

DETAILED RESULT

SUPERTWINS

**Race Classification**

**17**    **12 Brian LOUGHLIN**  
 Total Time    **9:01.325** Avg Speed    **69.829** Behind    **1:00.739**  
 Best Time    **1:46.570** Best Speed    **70.939** On    **5** Gp    **b**

Lap	Elapsed Time	Lap Time	Lap Speed
1	1:52.699	1:52.699	67.081
2	3:39.607	1:46.908	70.715
3	5:27.058	1:47.451	70.358
4	7:14.755	1:47.697	70.197
5	9:01.325	1:46.570	70.939

**18**    **117 Dave HEDISON**

Total Time    **9:03.304** Avg Speed    **69.574** Behind    **1:02.718**  
 Best Time    **1:46.219** Best Speed    **71.174** On    **5** Gp    **b**

Lap	Elapsed Time	Lap Time	Lap Speed
1	1:53.557	1:53.557	66.574
2	3:41.794	1:48.237	69.847
3	5:30.139	1:48.345	69.777
4	7:17.085	1:46.946	70.690
5	9:03.304	1:46.219	71.174

**19**    **66 Paul GARTLAND**

Total Time    **9:06.722** Avg Speed    **69.139** Behind    **1:06.136**  
 Best Time    **1:47.468** Best Speed    **70.347** On    **4** Gp    **b**

Lap	Elapsed Time	Lap Time	Lap Speed
1	1:54.893	1:54.893	65.800
2	3:42.440	1:47.547	70.295
3	5:30.636	1:48.196	69.873
4	7:18.104	1:47.468	70.347
5	9:06.722	1:48.618	69.602

**20**    **148 Yvonne MONTGOMERY**

Total Time    **7:46.068** Avg Speed    **64.883** Behind    **1 Lap**  
 Best Time    **1:54.030** Best Speed    **66.298** On    **2** Gp    **c**

Lap	Elapsed Time	Lap Time	Lap Speed
1	2:01.331	2:01.331	62.309
2	3:55.361	1:54.030	66.298
3	5:50.409	1:55.048	65.712
4	7:46.068	1:55.659	65.365

**Not Classified**

SUPERTWINS

**Not Classified**

**DNF**    **28 Roy SCOTT**

Total Time    **7:15.552** Avg Speed    **69.429** Behind    **1 Lap**  
 Best Time    **1:46.302** Best Speed    **71.118** On    **2** Gp    **b**

Lap	Elapsed Time	Lap Time	Lap Speed
1	1:53.823	1:53.823	66.419
2	3:40.125	1:46.302	71.118
3	5:27.442	1:47.317	70.446
4	7:15.552	1:48.110	69.929

**DNF**    **4 Anthony REDMOND**

Total Time    **3:32.107** Avg Speed    **71.285** Behind    **3 Laps**  
 Best Time    **1:43.876** Best Speed    **72.779** On    **2** Gp    **c**

Lap	Elapsed Time	Lap Time	Lap Speed
1	1:48.231	1:48.231	69.851
2	3:32.107	1:43.876	72.779




# THE ROYAL HOTEL & BRAESIDE COOKSTOWN 100

## SUPERTWINS

### Race 12 - Conway Snooker Supertwins

## LAP CHART



1					3					5				
No	Name	G	Elapsed Time	Lap Time	No	Name	G	Elapsed Time	Lap Time	No	Name	G	Elapsed Time	Lap Time
77	Ryan FARQUHAR	a	1:39.790	1:39.790	77	Ryan FARQUHAR	a	4:48.301	1:34.329	77	Ryan FARQUHAR	a	8:00.586	1:37.462
144	Richard McCARTNEY	a	1:41.044	1:41.044	144	Richard McCARTNEY	a	4:55.083	1:37.481	144	Richard McCARTNEY	a	8:10.606	1:38.000
22	Lee HILL	a	1:43.074	1:43.074	38	Darren GILPIN	a	5:00.357	1:38.095	22	Lee HILL	a	8:15.469	1:36.795
38	Darren GILPIN	a	1:44.226	1:44.226	22	Lee HILL	a	5:00.956	1:37.974	38	Darren GILPIN	a	8:15.779	1:37.681
91	Des BUTLER	a	1:45.054	1:45.054	21	Coyles WRIGHT	a	5:01.241	1:37.914	21	Coyles WRIGHT	a	8:16.076	1:37.019
21	Coyles WRIGHT	a	1:45.262	1:45.262	75	Damien HOWARD	a	5:01.429	1:37.723	75	Damien HOWARD	a	8:16.233	1:37.043
75	Damien HOWARD	a	1:45.415	1:45.415	91	Des BUTLER	a	5:03.269	1:38.673	91	Des BUTLER	a	8:20.701	1:38.700
6	Baylon McCAUGHEY	c	1:47.791	1:47.791	7	Dave WALSH	b	5:13.031	1:41.584	7	Dave WALSH	b	8:36.495	1:42.270
4	Anthony REDMOND	c	1:48.231	1:48.231	6	Baylon McCAUGHEY	c	5:16.464	1:44.681	6	Baylon McCAUGHEY	c	8:44.787	1:44.244
69	Ronnie SCOTT	c	1:49.770	1:49.770	69	Ronnie SCOTT	c	5:19.572	1:46.359	69	Ronnie SCOTT	c	8:50.832	1:45.968
7	Dave WALSH	b	1:50.048	1:50.048	43	Neil VICARS	c	5:20.536	1:44.226	43	Neil VICARS	c	8:52.636	1:45.136
43	Neil VICARS	c	1:51.144	1:51.144	151	Phillip DRENNAN	c	5:22.352	1:44.690	211	Tim STEPHENSON	c	8:52.948	1:45.119
20	Martin LYONS	b	1:51.570	1:51.570	211	Tim STEPHENSON	c	5:22.628	1:44.505	151	Phillip DRENNAN	c	8:53.501	1:45.189
151	Phillip DRENNAN	c	1:52.428	1:52.428	35	Colin McWHIRTER	c	5:24.798	1:45.324	35	Colin McWHIRTER	c	8:54.675	1:45.304
12	Brian LOUGHLIN	b	1:52.699	1:52.699	20	Martin LYONS	b	5:26.725	1:47.566	97	Gary FOWLER	c	8:58.093	1:45.179
211	Tim STEPHENSON	c	1:52.911	1:52.911	12	Brian LOUGHLIN	b	5:27.058	1:47.451	20	Martin LYONS	b	9:00.769	1:46.756
117	Dave HEDISON	b	1:53.557	1:53.557	97	Gary FOWLER	c	5:27.291	1:45.847	12	Brian LOUGHLIN	b	9:01.325	1:46.570
28	Roy SCOTT	b	1:53.823	1:53.823	28	Roy SCOTT	b	5:27.442	1:47.317	117	Dave HEDISON	b	9:03.304	1:46.219
35	Colin McWHIRTER	c	1:54.230	1:54.230	117	Dave HEDISON	b	5:30.139	1:48.345	66	Paul GARTLAND	b	9:06.722	1:48.618
66	Paul GARTLAND	b	1:54.893	1:54.893	66	Paul GARTLAND	b	5:30.636	1:48.196					
97	Gary FOWLER	c	1:55.765	1:55.765	148	Yvonne MONTGOMERY	c	5:50.409	1:55.048					
148	Yvonne MONTGOMERY	c	2:01.331	2:01.331										

2					4				
No	Name	G	Elapsed Time	Lap Time	No	Name	G	Elapsed Time	Lap Time
77	Ryan FARQUHAR	a	3:13.972	1:34.182	77	Ryan FARQUHAR	a	6:23.124	1:34.823
144	Richard McCARTNEY	a	3:17.602	1:36.558	144	Richard McCARTNEY	a	6:32.606	1:37.523
38	Darren GILPIN	a	3:22.262	1:38.036	38	Darren GILPIN	a	6:38.098	1:37.741
22	Lee HILL	a	3:22.982	1:39.908	22	Lee HILL	a	6:38.674	1:37.718
21	Coyles WRIGHT	a	3:23.327	1:38.065	21	Coyles WRIGHT	a	6:39.057	1:37.816
75	Damien HOWARD	a	3:23.706	1:38.291	75	Damien HOWARD	a	6:39.190	1:37.761
91	Des BUTLER	a	3:24.596	1:39.542	91	Des BUTLER	a	6:42.001	1:38.732
7	Dave WALSH	b	3:31.447	1:41.399	7	Dave WALSH	b	6:54.225	1:41.194
6	Baylon McCAUGHEY	c	3:31.783	1:43.992	6	Baylon McCAUGHEY	c	7:00.543	1:44.079
4	Anthony REDMOND	c	3:32.107	1:43.876	69	Ronnie SCOTT	c	7:04.864	1:45.292
69	Ronnie SCOTT	c	3:33.213	1:43.443	43	Neil VICARS	c	7:07.500	1:46.964
43	Neil VICARS	c	3:36.310	1:45.166	211	Tim STEPHENSON	c	7:07.829	1:45.201
151	Phillip DRENNAN	c	3:37.662	1:45.234	151	Phillip DRENNAN	c	7:08.312	1:45.960
211	Tim STEPHENSON	c	3:38.123	1:45.212	35	Colin McWHIRTER	c	7:09.371	1:44.573
20	Martin LYONS	b	3:39.159	1:47.589	97	Gary FOWLER	c	7:12.914	1:45.623
35	Colin McWHIRTER	c	3:39.474	1:45.244	20	Martin LYONS	b	7:14.013	1:47.288
12	Brian LOUGHLIN	b	3:39.607	1:46.908	12	Brian LOUGHLIN	b	7:14.755	1:47.697
28	Roy SCOTT	b	3:40.125	1:46.302	28	Roy SCOTT	b	7:15.552	1:48.110
97	Gary FOWLER	c	3:41.444	1:45.679	117	Dave HEDISON	b	7:17.085	1:46.946
117	Dave HEDISON	b	3:41.794	1:48.237	66	Paul GARTLAND	b	7:18.104	1:47.468
66	Paul GARTLAND	b	3:42.440	1:47.547	148	Yvonne MONTGOMERY	c	7:46.068	1:55.659
148	Yvonne MONTGOMERY	c	3:55.361	1:54.030					