



Royal Hotel


& BRAESIDE

COOKSTOWN 100

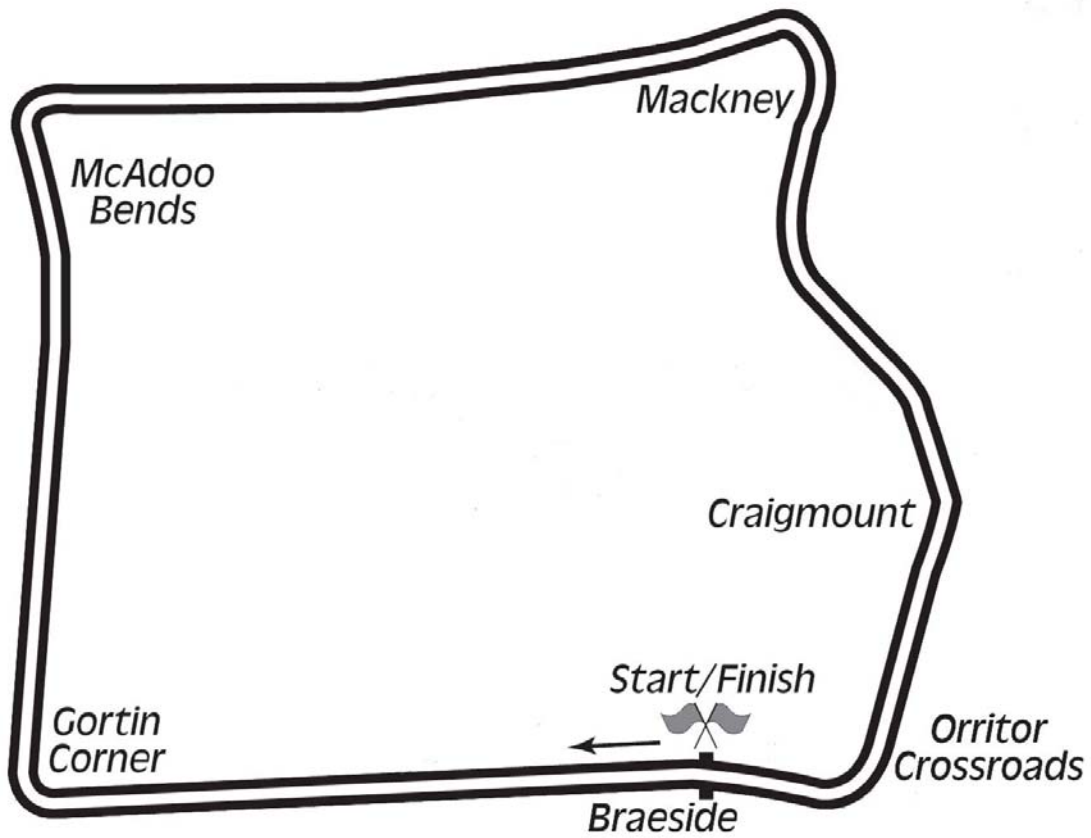
Friday 24th & Saturday 25th April 2009

promoted by Cookstown & District MCC
www.cookstown100.com

R & M GREENKEEPER LTD. OPEN B
&
S. P. HARKNESS CONSTRUCTION
COOKSTOWN 100 B



Orritor Circuit 2.1 miles



LAP RECORDS

Class	Rider	Machine	m	s	mph	Year
125cc	Darran Lindsay	Honda	1	34.778	79.765	2005
250cc	Michael Dunlop	Honda	1	30.908	83.161	2008
Supertwins (with 250s)	Adrian Mullen	Suzuki 650	1	38.032	77.118	2008
Supersport	Keith Amor	Honda	1	25.190	88.743	2008
Open 1000cc	Keith Amor	Honda 600	1	24.927	89.018	2008
Senior Support	Gary Robinson	Yamaha 600	1	29.956	84.041	2007
Junior Support	Michael Dunlop	Yamaha 250	1	36.181	78.602	2006
Classic 1000cc	Wattie Brown	Norton 920	1	40.273	75.394	2006
Classic 500cc	Colin Rodgers	Honda	1	42.787	73.550	2004
Classic 350cc	Paul Coward	Honda	1	43.421	73.099	2004
Classic 250cc	Geoff McMullan	Suzuki	1	47.294	70.461	2006




SUPERBIKE

Group A Qualifying

Friday, 24 April 2009

Pos	Class	No	Name	Machine / Sponsor	----- Best Lap -----			Laps	
					Time	Behind	Speed		
Qualifying Classification									
1	OPEN	24	Keith AMOR	Honda - Wilson Craig Racing	1:35.585		79.092	2	4
2	OPEN	8	Conor CUMMINS	Kawasaki - McAdoo Kawasaki Racing	1:37.875	2.290	77.241	2	4
3	OPEN	22	Stephen McLVENNA	Yamaha 600 - McIlvenna Racing	1:38.724	3.139	76.577	2	5
4	OPEN	16	John BURROWS	Suzuki - Burrows Engineering	1:38.787	3.202	76.528	3	4
5	OPEN	36	Michael PEARSON	Honda - G.S Motorcycle Club	1:41.115	5.530	74.766	4	5
6	OPEN	64	Stephen McKNIGHT	Yamaha 600	1:42.252	6.667	73.935	4	5
7	OPEN	14	Tim POOLE	Kawasaki - AIR Kawasaki Racing	1:42.379	6.794	73.843	2	4
8	OPEN	56	Tony CZYZEWSKI	Suzuki - Sure Safe Racing	1:44.520	8.935	72.331	3	4
9	OPEN	34	Dwyer AGNEW	Suzuki	1:44.661	9.076	72.233	2	4
10	OPEN	10	Ivan LINTIN	Yamaha 600 - McKinstry Racing	1:44.788	9.203	72.146	2	4
11	OPEN	26	Dennis BOOTH	Yamaha 600	1:44.989	9.404	72.008	2	4
12	OPEN	52	Andrew BROWN	Aprilia - Freeway Lift Services	1:46.020	10.435	71.307	3	4
13	OPEN	40	John COLLING	Suzuki - Fifers Cabs Coleraine	1:49.533	13.948	69.020	3	4
14	OPEN	32	Myles BYRNE	Yamaha 600 - Step Racing	1:55.545	19.960	65.429	2	4
15	OPEN	62	Alan O DWYER	Yamaha - Diamond Edge Racing	1:57.081	21.496	64.571	2	4

These Results are provisional and are subject to ratification by the Stewards of the Meeting.

Track	Orritor	Signed		Organising Club	Cookstown & District MCC
Length(miles)	2.1000		Chief Timekeeper	Qualifying Started	18:46:38.288
Weather	Rain	Issued At:	18:57:27		
Track	Wet				



MCUI
Ulster Centre
Timing
www.mcui-uc.org.uk



Powered by
e-Laps II
© 2008
Walter Marks



SUPERBIKE

Group A Qualifying

Friday, 24 April 2009

DETAILED RESULT

SUPERBIKE

Qualifying Classification

Position

1 24 Keith AMOR

Behind

Best Time **1:35.585** Best Speed **79.092** On **2** Gp **a**

Lap	Elapsed Time	Lap Time	Lap Speed
1	1:58.775	1:58.775	63.650
2	3:34.360	1:35.585	79.092
3	5:10.398	1:36.038	78.719
4	6:50.509	1:40.111	75.516

2 8 Conor CUMMINS

Behind **2.290**

Best Time **1:37.875** Best Speed **77.241** On **2** Gp **a**

Lap	Elapsed Time	Lap Time	Lap Speed
1	2:04.153	2:04.153	60.893
2	3:42.028	1:37.875	77.241
3	5:21.091	1:39.063	76.315
4	7:03.636	1:42.545	73.724

3 22 Stephen McILVENNA

Behind **3.139**

Best Time **1:38.724** Best Speed **76.577** On **2** Gp **a**

Lap	Elapsed Time	Lap Time	Lap Speed
1	2:05.231	2:05.231	60.368
2	3:43.955	1:38.724	76.577
3	5:22.691	1:38.736	76.568
4	7:03.961	1:41.270	74.652
5	9:34.942	2:30.981	50.073

4 16 John BURROWS

Behind **3.202**

Best Time **1:38.787** Best Speed **76.528** On **3** Gp **a**

Lap	Elapsed Time	Lap Time	Lap Speed
1	2:04.639	2:04.639	60.655
2	3:43.641	1:39.002	76.362
3	5:22.428	1:38.787	76.528
4	7:02.781	1:40.353	75.334

5 36 Michael PEARSON

Behind **5.530**

Best Time **1:41.115** Best Speed **74.766** On **4** Gp **a**

Lap	Elapsed Time	Lap Time	Lap Speed
1	2:31.763	2:31.763	49.815
2	4:16.704	1:44.941	72.040
3	5:59.062	1:42.358	73.858
4	7:40.177	1:41.115	74.766
5	9:42.192	2:02.015	61.960

SUPERBIKE

Qualifying Classification

Position

6 64 Stephen McKNIGHT

Behind **6.667**

Best Time **1:42.252** Best Speed **73.935** On **4** Gp **a**

Lap	Elapsed Time	Lap Time	Lap Speed
1	2:28.054	2:28.054	51.062
2	4:16.608	1:48.554	69.643
3	6:00.188	1:43.580	72.987
4	7:42.440	1:42.252	73.935
5	9:46.223	2:03.783	61.075

7 14 Tim POOLE

Behind **6.794**

Best Time **1:42.379** Best Speed **73.843** On **2** Gp **a**

Lap	Elapsed Time	Lap Time	Lap Speed
1	2:55.330	2:55.330	43.119
2	4:37.709	1:42.379	73.843
3	6:21.721	1:44.012	72.684
4	8:08.029	1:46.308	71.114

8 56 Tony CZYZEWSKI

Behind **8.935**

Best Time **1:44.520** Best Speed **72.331** On **3** Gp **a**

Lap	Elapsed Time	Lap Time	Lap Speed
1	2:52.096	2:52.096	43.929
2	4:37.037	1:44.941	72.040
3	6:21.557	1:44.520	72.331
4	8:10.849	1:49.292	69.172

9 34 Dwyer AGNEW

Behind **9.076**

Best Time **1:44.661** Best Speed **72.233** On **2** Gp **a**

Lap	Elapsed Time	Lap Time	Lap Speed
1	2:52.907	2:52.907	43.723
2	4:37.568	1:44.661	72.233
3	6:23.368	1:45.800	71.456
4	8:10.546	1:47.178	70.537

10 10 Ivan LINTIN

Behind **9.203**

Best Time **1:44.788** Best Speed **72.146** On **2** Gp **a**

Lap	Elapsed Time	Lap Time	Lap Speed
1	2:43.418	2:43.418	46.262
2	4:28.206	1:44.788	72.146
3	6:15.177	1:46.971	70.673
4	8:01.914	1:46.737	70.828





SUPERBIKE

Group A Qualifying

Friday, 24 April 2009

DETAILED RESULT

SUPERBIKE

Qualifying Classification

Position

11 26 Dennis BOOTH

Behind **9.404**

Best Time **1:44.989** Best Speed **72.008** On **2** Gp **a**

Lap	Elapsed Time	Lap Time	Lap Speed
1	2:42.021	2:42.021	46.661
2	4:27.010	1:44.989	72.008
3	6:13.759	1:46.749	70.820
4	7:59.662	1:45.903	71.386

12 52 Andrew BROWN

Behind **10.435**

Best Time **1:46.020** Best Speed **71.307** On **3** Gp **a**

Lap	Elapsed Time	Lap Time	Lap Speed
1	2:43.968	2:43.968	46.107
2	5:06.157	2:22.189	53.169
3	6:52.177	1:46.020	71.307
4	8:50.316	1:58.139	63.992

13 40 John COLLING

Behind **13.948**

Best Time **1:49.533** Best Speed **69.020** On **3** Gp **a**

Lap	Elapsed Time	Lap Time	Lap Speed
1	2:17.218	2:17.218	55.095
2	4:06.910	1:49.692	68.920
3	5:56.443	1:49.533	69.020
4	7:50.839	1:54.396	66.086

14 32 Myles BYRNE

Behind **19.960**

Best Time **1:55.545** Best Speed **65.429** On **2** Gp **a**

Lap	Elapsed Time	Lap Time	Lap Speed
1	2:25.101	2:25.101	52.102
2	4:20.646	1:55.545	65.429
3	6:17.449	1:56.803	64.724
4	8:13.876	1:56.427	64.933

15 62 Alan O DWYER

Behind **21.496**

Best Time **1:57.081** Best Speed **64.571** On **2** Gp **a**

Lap	Elapsed Time	Lap Time	Lap Speed
1	3:10.035	3:10.035	39.782
2	5:07.116	1:57.081	64.571
3	7:08.004	2:00.888	62.537
4	9:41.787	2:33.783	49.160






SUPERBIKE

Group B Qualifying

Friday, 24 April 2009

Pos	Class	No	Name	Machine / Sponsor	----- Best Lap -----			On	Laps
					Time	Behind	Speed		
Qualifying Classification									
1	OPEN	77	Ryan FARQUHAR	Kawasaki - KMR Kawasaki	1:36.645		78.224	3	5
2	OPEN	3	Michael DUNLOP	Yamaha - Crossan Motorcycles	1:39.398	2.753	76.058	3	3
3	OPEN	61	John WALSH	Yamaha - Café Mokambo Ireland	1:39.485	2.840	75.991	3	5
4	OPEN	13	Adrian ARCHIBALD	Suzuki - AMA Racing	1:39.640	2.995	75.873	4	5
5	OPEN	23	Andrew BRADY	Yamaha - T & M	1:39.990	3.345	75.608	3	4
6	OPEN	69	Gary JOHNSON	Honda - Robinson Concrete/Uel Duncan	1:40.264	3.619	75.401	4	5
7	OPEN	75	Damien HOWARD	Yamaha 600 - P & L	1:40.865	4.220	74.952	4	5
8	OPEN	133	Olie LINSDELL	Yamaha - Team Flitwick Yamaha	1:40.902	4.257	74.924	4	5
9	OPEN	27	James McCANN	Suzuki 750 - Highway Barrier Solutions	1:41.697	5.052	74.338	3	5
10	OPEN	47	Mickey FITZPATRICK	Yamaha - Bike Depot/Bluca Properties	1:42.074	5.429	74.064	4	4
11	OPEN	51	Darwyn YOUNG	Honda 600 - Home Clean	1:44.148	7.503	72.589	4	5
12	OPEN	6	William DUNLOP	Yamaha - C D Racing	1:44.799	8.154	72.138	4	4
13	OPEN	39	James REDPATH	Suzuki - Raymond Lilley Electrical	1:46.500	9.855	70.986	2	4
14	OPEN	5	Noel HUDSON	Kawasaki - AJS	1:47.224	10.579	70.507	4	4
15	OPEN	71	Davy MORGAN	Honda - CSC Branson Racing	1:47.675	11.030	70.211	3	4
16	OPEN	29	Ryan McCAY	Suzuki 600 - PRF Racing	1:48.407	11.762	69.737	4	4
17	OPEN	119	Kevn STROWGER	TSR Honda 250 - Dave Sandland	1:48.863	12.218	69.445	4	4
18	OPEN	19	Coyles WRIGHT	Suzuki	1:49.576	12.931	68.993	2	4
19	OPEN	57	Adrian LOGUE	Suzuki 750	1:50.858	14.213	68.195	4	4
20	OPEN	11	Paul LENNON	Yamaha	1:51.316	14.671	67.915	4	4
21	OPEN	73	Derek COSTELLO	Yamaha 600	1:53.571	16.926	66.566	2	4
22	OPEN	53	Joe PHILLIPS	Yamaha 600	1:53.841	17.196	66.408	4	4
23	OPEN	79	Bruce BIRNIE	Honda	1:53.922	17.277	66.361	3	4
24	OPEN	21	Alan CONNOR	Suzuki - Connor Racing	2:02.576	25.931	61.676	3	4

These Results are provisional and are subject to ratification by the Stewards of the Meeting.

Track	Orritor	Signed		Organising Club	Cookstown & District MCC
Length(miles)	2.1000		Chief Timekeeper	Qualifying Started	18:58:28.698
Weather	Rain	Issued At:	19:09:11		
Track	Wet				



MCUI
Ulster Centre
Timing
www.mcui-uc.org.uk



Powered by
e-Laps II
© 2008
Walter Marks



SUPERBIKE

Group B Qualifying

Friday, 24 April 2009

DETAILED RESULT

SUPERBIKE

Qualifying Classification

Position

1 77 Ryan FARQUHAR

Behind

Best Time **1:36.645** Best Speed **78.224** On **3** Gp **a**

Lap	Elapsed Time	Lap Time	Lap Speed
1	2:01.482	2:01.482	62.231
2	3:39.579	1:38.097	77.067
3	5:16.224	1:36.645	78.224
4	6:59.431	1:43.207	73.251
5	8:55.394	1:55.963	65.193

2 3 Michael DUNLOP

Behind **2.753**

Best Time **1:39.398** Best Speed **76.058** On **3** Gp **a**

Lap	Elapsed Time	Lap Time	Lap Speed
1	3:37.665	3:37.665	34.732
2	5:26.062	1:48.397	69.744
3	7:05.460	1:39.398	76.058

3 61 John WALSH

Behind **2.840**

Best Time **1:39.485** Best Speed **75.991** On **3** Gp **a**

Lap	Elapsed Time	Lap Time	Lap Speed
1	2:03.417	2:03.417	61.256
2	3:44.162	1:40.745	75.041
3	5:23.647	1:39.485	75.991
4	7:04.997	1:41.350	74.593
5	8:54.460	1:49.463	69.064

4 13 Adrian ARCHIBALD

Behind **2.995**

Best Time **1:39.640** Best Speed **75.873** On **4** Gp **a**

Lap	Elapsed Time	Lap Time	Lap Speed
1	2:13.586	2:13.586	56.593
2	3:54.171	1:40.585	75.160
3	5:33.830	1:39.659	75.859
4	7:13.470	1:39.640	75.873
5	9:16.654	2:03.184	61.372

5 23 Andrew BRADY

Behind **3.345**

Best Time **1:39.990** Best Speed **75.608** On **3** Gp **a**

Lap	Elapsed Time	Lap Time	Lap Speed
1	2:55.348	2:55.348	43.114
2	4:40.375	1:45.027	71.981
3	6:20.365	1:39.990	75.608
4	8:04.542	1:44.177	72.569

SUPERBIKE

Qualifying Classification

Position

6 69 Gary JOHNSON

Behind **3.619**

Best Time **1:40.264** Best Speed **75.401** On **4** Gp **a**

Lap	Elapsed Time	Lap Time	Lap Speed
1	2:41.099	2:41.099	46.928
2	4:25.163	1:44.064	72.648
3	6:14.762	1:49.599	68.979
4	7:55.026	1:40.264	75.401
5	9:46.772	1:51.746	67.653

7 75 Damien HOWARD

Behind **4.220**

Best Time **1:40.865** Best Speed **74.952** On **4** Gp **a**

Lap	Elapsed Time	Lap Time	Lap Speed
1	2:25.886	2:25.886	51.821
2	4:09.932	1:44.046	72.660
3	5:51.920	1:41.988	74.126
4	7:32.785	1:40.865	74.952
5	9:39.794	2:07.009	59.523

8 133 Olie LINSDELL

Behind **4.257**

Best Time **1:40.902** Best Speed **74.924** On **4** Gp **a**

Lap	Elapsed Time	Lap Time	Lap Speed
1	2:33.936	2:33.936	49.111
2	4:22.700	1:48.764	69.508
3	6:06.005	1:43.305	73.181
4	7:46.907	1:40.902	74.924
5	9:41.003	1:54.096	66.260

9 27 James McCANN

Behind **5.052**

Best Time **1:41.697** Best Speed **74.338** On **3** Gp **a**

Lap	Elapsed Time	Lap Time	Lap Speed
1	2:12.851	2:12.851	56.906
2	3:57.428	1:44.577	72.291
3	5:39.125	1:41.697	74.338
4	7:21.937	1:42.812	73.532
5	9:37.131	2:15.194	55.920





SUPERBIKE

Group B Qualifying

Friday, 24 April 2009

DETAILED RESULT

SUPERBIKE

Qualifying Classification

Position

10 47 Mickey FITZPATRICK

Behind 5.429

Best Time 1:42.074 Best Speed 74.064 On 4 Gp a

Lap	Elapsed Time	Lap Time	Lap Speed
1	3:02.731	3:02.731	41.372
2	4:48.926	1:46.195	71.190
3	6:32.128	1:43.202	73.254
4	8:14.202	1:42.074	74.064

11 51 Darwyn YOUNG

Behind 7.503

Best Time 1:44.148 Best Speed 72.589 On 4 Gp a

Lap	Elapsed Time	Lap Time	Lap Speed
1	2:26.142	2:26.142	51.731
2	4:12.196	1:46.054	71.284
3	5:56.963	1:44.767	72.160
4	7:41.111	1:44.148	72.589
5	9:42.395	2:01.284	62.333

12 6 William DUNLOP

Behind 8.154

Best Time 1:44.799 Best Speed 72.138 On 4 Gp a

Lap	Elapsed Time	Lap Time	Lap Speed
1	3:15.498	3:15.498	38.670
2	5:04.012	1:48.514	69.668
3	6:49.034	1:45.022	71.985
4	8:33.833	1:44.799	72.138

13 39 James REDPATH

Behind 9.855

Best Time 1:46.500 Best Speed 70.986 On 2 Gp a

Lap	Elapsed Time	Lap Time	Lap Speed
1	2:40.860	2:40.860	46.997
2	4:27.360	1:46.500	70.986
3	6:16.788	1:49.428	69.087
4	8:04.306	1:47.518	70.314

14 5 Noel HUDSON

Behind 10.579

Best Time 1:47.224 Best Speed 70.507 On 4 Gp a

Lap	Elapsed Time	Lap Time	Lap Speed
1	3:02.994	3:02.994	41.313
2	4:53.195	1:50.201	68.602
3	6:42.101	1:48.906	69.418
4	8:29.325	1:47.224	70.507

SUPERBIKE

Qualifying Classification

Position

15 71 Davy MORGAN

Behind 11.030

Best Time 1:47.675 Best Speed 70.211 On 3 Gp a

Lap	Elapsed Time	Lap Time	Lap Speed
1	3:22.908	3:22.908	37.258
2	5:11.060	1:48.152	69.902
3	6:58.735	1:47.675	70.211
4	8:46.500	1:47.765	70.153

16 29 Ryan McCAY

Behind 11.762

Best Time 1:48.407 Best Speed 69.737 On 4 Gp a

Lap	Elapsed Time	Lap Time	Lap Speed
1	3:10.641	3:10.641	39.656
2	5:03.501	1:52.860	66.986
3	6:53.777	1:50.276	68.555
4	8:42.184	1:48.407	69.737

17 119 Kevn STROWGER

Behind 12.218

Best Time 1:48.863 Best Speed 69.445 On 4 Gp a

Lap	Elapsed Time	Lap Time	Lap Speed
1	3:10.172	3:10.172	39.753
2	5:02.882	1:52.710	67.075
3	6:54.182	1:51.300	67.925
4	8:43.045	1:48.863	69.445

18 19 Coyles WRIGHT

Behind 12.931

Best Time 1:49.576 Best Speed 68.993 On 2 Gp a

Lap	Elapsed Time	Lap Time	Lap Speed
1	2:36.582	2:36.582	48.281
2	4:26.158	1:49.576	68.993
3	6:17.296	1:51.138	68.024
4	8:09.212	1:51.916	67.551

19 57 Adrian LOGUE

Behind 14.213

Best Time 1:50.858 Best Speed 68.195 On 4 Gp a

Lap	Elapsed Time	Lap Time	Lap Speed
1	2:46.827	2:46.827	45.316
2	4:40.117	1:53.290	66.731
3	6:31.865	1:51.748	67.652
4	8:22.723	1:50.858	68.195





SUPERBIKE

Group B Qualifying

Friday, 24 April 2009

DETAILED RESULT

SUPERBIKE

Qualifying Classification

Position

20 11 Paul LENNON

Behind **14.671**

Best Time **1:51.316** Best Speed **67.915** On **4** Gp **a**

Lap	Elapsed Time	Lap Time	Lap Speed
1	2:57.881	2:57.881	42.500
2	4:52.766	1:54.885	65.805
3	6:45.623	1:52.857	66.987
4	8:36.939	1:51.316	67.915

21 73 Derek COSTELLO

Behind **16.926**

Best Time **1:53.571** Best Speed **66.566** On **2** Gp **a**

Lap	Elapsed Time	Lap Time	Lap Speed
1	3:22.619	3:22.619	37.311
2	5:16.190	1:53.571	66.566
3	7:13.413	1:57.223	64.492
4	9:31.300	2:17.887	54.828

22 53 Joe PHILLIPS

Behind **17.196**

Best Time **1:53.841** Best Speed **66.408** On **4** Gp **a**

Lap	Elapsed Time	Lap Time	Lap Speed
1	2:25.746	2:25.746	51.871
2	4:22.558	1:56.812	64.719
3	6:16.627	1:54.069	66.276
4	8:10.468	1:53.841	66.408

23 79 Bruce BIRNIE

Behind **17.277**

Best Time **1:53.922** Best Speed **66.361** On **3** Gp **a**

Lap	Elapsed Time	Lap Time	Lap Speed
1	2:25.182	2:25.182	52.073
2	4:22.174	1:56.992	64.620
3	6:16.096	1:53.922	66.361
4	8:10.124	1:54.028	66.300

24 21 Alan CONNOR

Behind **25.931**

Best Time **2:02.576** Best Speed **61.676** On **3** Gp **a**

Lap	Elapsed Time	Lap Time	Lap Speed
1	3:08.223	3:08.223	40.165
2	5:10.813	2:02.590	61.669
3	7:13.389	2:02.576	61.676
4	9:34.923	2:21.534	53.415






SUPERBIKE

Group C Qualifying

Friday, 24 April 2009

Pos	Class	No	Name	Machine / Sponsor	----- Best Lap -----			Laps	
					Time	Behind	Speed		
Qualifying Classification									
1	OPEN	111	Damien MULLEADY	Yamaha - Mulleady Group	1:37.845		77.265	4	5
2	OPEN	93	Paul CRANSTON	Honda - P & J Fuel Haulage	1:38.440	0.595	76.798	4	4
3	OPEN	70	Victor GILMORE	Yamaha 600 - T Lindsay	1:38.764	0.919	76.546	4	5
4	OPEN	87	Michael WELDON	Suzuki	1:41.194	3.349	74.708	3	4
5	OPEN	82	Derek SHEILS	Suzuki - SMB	1:41.957	4.112	74.149	3	5
6	OPEN	30	Wayne KENNEDY	Suzuki0	1:42.187	4.342	73.982	3	5
7	OPEN	76	Andrew NEILL	Suzuki - Wray Brothers	1:42.534	4.689	73.732	4	5
8	OPEN	96	Andy FARRELL	Suzuki 750	1:43.286	5.441	73.195	4	5
9	OPEN	123	Declan O MEARA	Yamaha	1:43.704	5.859	72.900	4	5
10	OPEN	99	Andrew COURTNEY	Yamaha - Team Hardship Racing	1:44.240	6.395	72.525	4	5
11	OPEN	80	Phill ARCHER	Triumph 675	1:49.944	12.099	68.762	2	5
12	OPEN	28	Paul GARTLAND	Suzuki - Lectros Damp Proofing	2:17.427	39.582	55.011	1	2

These Results are provisional and are subject to ratification by the Stewards of the Meeting.

Track	Orritor	Signed		Organising Club	Cookstown & District MCC
Length(miles)	2.1000		Chief Timekeeper	Qualifying Started	19:13:45.735
Weather	Rain	Issued At:	19:26:30		
Track	Wet				



MCUI
Ulster Centre
Timing
www.mcui-uc.org.uk



Powered by
e-Laps II
© 2008
Walter Marks



SUPERBIKE

Group C Qualifying

Friday, 24 April 2009

DETAILED RESULT

SUPERBIKE

Qualifying Classification

Position

1 111 Damien MULLEADY

Behind

Best Time **1:37.845** Best Speed **77.265** On **4** Gp **a**

Lap	Elapsed Time	Lap Time	Lap Speed
1	1:45.036	1:45.036	71.975
2	3:25.957	1:40.921	74.910
3	5:04.828	1:38.871	76.463
4	6:42.673	1:37.845	77.265
5	8:37.565	1:54.892	65.801

2 93 Paul CRANSTON

Behind **0.595**

Best Time **1:38.440** Best Speed **76.798** On **4** Gp **a**

Lap	Elapsed Time	Lap Time	Lap Speed
1	1:57.451	1:57.451	64.367
2	3:36.910	1:39.459	76.011
3	5:16.421	1:39.511	75.972
4	6:54.861	1:38.440	76.798

3 70 Victor GILMORE

Behind **0.919**

Best Time **1:38.764** Best Speed **76.546** On **4** Gp **a**

Lap	Elapsed Time	Lap Time	Lap Speed
1	1:50.394	1:50.394	68.482
2	3:30.562	1:40.168	75.473
3	5:11.108	1:40.546	75.189
4	6:49.872	1:38.764	76.546
5	8:53.352	2:03.480	61.224

4 87 Michael WELDON

Behind **3.349**

Best Time **1:41.194** Best Speed **74.708** On **3** Gp **a**

Lap	Elapsed Time	Lap Time	Lap Speed
1	2:00.816	2:00.816	62.574
2	3:44.776	1:43.960	72.720
3	5:25.970	1:41.194	74.708
4	7:11.503	1:45.533	71.636

SUPERBIKE

Qualifying Classification

Position

5 82 Derek SHEILS

Behind **4.112**

Best Time **1:41.957** Best Speed **74.149** On **3** Gp **a**

Lap	Elapsed Time	Lap Time	Lap Speed
1	1:50.199	1:50.199	68.603
2	3:34.095	1:43.896	72.765
3	5:16.052	1:41.957	74.149
4	6:58.614	1:42.562	73.712
5	9:08.478	2:09.864	58.215

6 30 Wayne KENNEDY

Behind **4.342**

Best Time **1:42.187** Best Speed **73.982** On **3** Gp **a**

Lap	Elapsed Time	Lap Time	Lap Speed
1	2:18.911	2:18.911	54.423
2	4:03.193	1:44.282	72.496
3	5:45.380	1:42.187	73.982
4	7:28.943	1:43.563	72.999
5	9:42.318	2:13.375	56.682

7 76 Andrew NEILL

Behind **4.689**

Best Time **1:42.534** Best Speed **73.732** On **4** Gp **a**

Lap	Elapsed Time	Lap Time	Lap Speed
1	2:11.111	2:11.111	57.661
2	3:57.203	1:46.092	71.259
3	5:44.262	1:47.059	70.615
4	7:26.796	1:42.534	73.732
5	9:37.602	2:10.806	57.796

8 96 Andy FARRELL

Behind **5.441**

Best Time **1:43.286** Best Speed **73.195** On **4** Gp **a**

Lap	Elapsed Time	Lap Time	Lap Speed
1	2:12.093	2:12.093	57.232
2	3:55.712	1:43.619	72.960
3	5:39.943	1:44.231	72.531
4	7:23.229	1:43.286	73.195
5	9:31.668	2:08.439	58.861





SUPERBIKE

Group C Qualifying

Friday, 24 April 2009

DETAILED RESULT

SUPERBIKE

Qualifying Classification

Position

9 123 Declan O MEARA

Behind **5.859**

Best Time **1:43.704** Best Speed **72.900** On **4** Gp **a**

Lap	Elapsed Time	Lap Time	Lap Speed
1	2:13.094	2:13.094	56.802
2	3:58.554	1:45.460	71.686
3	5:44.539	1:45.985	71.331
4	7:28.243	1:43.704	72.900
5	9:37.794	2:09.551	58.355

10 99 Andrew COURTNEY

Behind **6.395**

Best Time **1:44.240** Best Speed **72.525** On **4** Gp **a**

Lap	Elapsed Time	Lap Time	Lap Speed
1	2:18.471	2:18.471	54.596
2	4:08.148	1:49.677	68.930
3	5:53.548	1:45.400	71.727
4	7:37.788	1:44.240	72.525
5	9:53.335	2:15.547	55.774

11 80 Phill ARCHER

Behind **12.099**

Best Time **1:49.944** Best Speed **68.762** On **2** Gp **a**

Lap	Elapsed Time	Lap Time	Lap Speed
1	2:02.749	2:02.749	61.589
2	3:52.693	1:49.944	68.762
3	5:44.027	1:51.334	67.904
4	7:36.305	1:52.278	67.333
5	9:54.862	2:18.557	54.562

12 28 Paul GARTLAND

Behind **39.582**

Best Time **2:17.427** Best Speed **55.011** On **1** Gp **a**

Lap	Elapsed Time	Lap Time	Lap Speed
1	2:17.427	2:17.427	55.011
2	5:26.423	3:08.996	40.001



THE ROYAL HOTEL & BRAESIDE COOKSTOWN 10



SUPERBIKE


Combined Qualifying

Friday, 24 April 2009

-----Best Time / Qual Laps-----

Pos	Class	No	Name	Session A	Session B	Session C	Session D	Overall Best Time / Speed / Total Qual Laps
Qualifying Classification								
1	OPEN	24	Keith AMOR	1:35.585	-----	-----	-----	1:35.585 79.092
2	OPEN	77	Ryan FARQUHAR	-----	1:36.645	-----	-----	1:36.645 78.224
3	OPEN	111	Damien MULLEADY	-----	-----	1:37.845	-----	1:37.845 77.265
4	OPEN	8	Conor CUMMINS	1:37.875	-----	-----	-----	1:37.875 77.241
5	OPEN	93	Paul CRANSTON	-----	-----	1:38.440	-----	1:38.440 76.798
6	OPEN	22	Stephen McILVENNA	1:38.724	-----	-----	-----	1:38.724 76.577
7	OPEN	70	Victor GILMORE	-----	-----	1:38.764	-----	1:38.764 76.546
8	OPEN	16	John BURROWS	1:38.787	-----	-----	-----	1:38.787 76.528
9	OPEN	3	Michael DUNLOP	-----	1:39.398	-----	-----	1:39.398 76.058
10	OPEN	61	John WALSH	-----	1:39.485	-----	-----	1:39.485 75.991
11	OPEN	13	Adrian ARCHIBALD	-----	1:39.640	-----	-----	1:39.640 75.873
12	OPEN	23	Andrew BRADY	-----	1:39.990	-----	-----	1:39.990 75.608
13	OPEN	69	Gary JOHNSON	-----	1:40.264	-----	-----	1:40.264 75.401
14	OPEN	75	Damien HOWARD	-----	1:40.865	-----	-----	1:40.865 74.952
15	OPEN	133	Olie LINSDELL	-----	1:40.902	-----	-----	1:40.902 74.924
16	OPEN	36	Michael PEARSON	1:41.115	-----	-----	-----	1:41.115 74.766
17	OPEN	87	Michael WELDON	-----	-----	1:41.194	-----	1:41.194 74.708
18	OPEN	27	James McCANN	-----	1:41.697	-----	-----	1:41.697 74.338
19	OPEN	82	Derek SHEILS	-----	-----	1:41.957	-----	1:41.957 74.149
20	OPEN	47	Mickey FITZPATRICK	-----	1:42.074	-----	-----	1:42.074 74.064
21	OPEN	30	Wayne KENNEDY	-----	-----	1:42.187	-----	1:42.187 73.982
22	OPEN	64	Stephen McKNIGHT	1:42.252	-----	-----	-----	1:42.252 73.935
23	OPEN	14	Tim POOLE	1:42.379	-----	-----	-----	1:42.379 73.843
24	OPEN	76	Andrew NEILL	-----	-----	1:42.534	-----	1:42.534 73.732
25	OPEN	96	Andy FARRELL	-----	-----	1:43.286	-----	1:43.286 73.195
26	OPEN	123	Declan O MEARA	-----	-----	1:43.704	-----	1:43.704 72.900
27	OPEN	51	Darwyn YOUNG	-----	1:44.148	-----	-----	1:44.148 72.589
28	OPEN	99	Andrew COURTNEY	-----	-----	1:44.240	-----	1:44.240 72.525
29	OPEN	56	Tony CZYZEWSKI	1:44.520	-----	-----	-----	1:44.520 72.331
30	OPEN	34	Dwyer AGNEW	1:44.661	-----	-----	-----	1:44.661 72.233
31	OPEN	10	Ivan LINTIN	1:44.788	-----	-----	-----	1:44.788 72.146
32	OPEN	6	William DUNLOP	-----	1:44.799	-----	-----	1:44.799 72.138
33	OPEN	26	Dennis BOOTH	1:44.989	-----	-----	-----	1:44.989 72.008
34	OPEN	52	Andrew BROWN	1:46.020	-----	-----	-----	1:46.020 71.307
35	OPEN	39	James REDPATH	-----	1:46.500	-----	-----	1:46.500 70.986
36	OPEN	5	Noel HUDSON	-----	1:47.224	-----	-----	1:47.224 70.507
37	OPEN	71	Davy MORGAN	-----	1:47.675	-----	-----	1:47.675 70.211
38	OPEN	29	Ryan McCAY	-----	1:48.407	-----	-----	1:48.407 69.737
39	OPEN	119	Kevn STROWGER	-----	1:48.863	-----	-----	1:48.863 69.445
40	OPEN	40	John COLLING	1:49.533	-----	-----	-----	1:49.533 69.020
41	OPEN	19	Coyles WRIGHT	-----	1:49.576	-----	-----	1:49.576 68.993
42	OPEN	80	Phill ARCHER	-----	-----	1:49.944	-----	1:49.944 68.762
43	OPEN	57	Adrian LOGUE	-----	1:50.858	-----	-----	1:50.858 68.195
44	OPEN	11	Paul LENNON	-----	1:51.316	-----	-----	1:51.316 67.915
45	OPEN	73	Derek COSTELLO	-----	1:53.571	-----	-----	1:53.571 66.566
46	OPEN	53	Joe PHILLIPS	-----	1:53.841	-----	-----	1:53.841 66.408

These Results are provisional and are subject to ratification by the Stewards of the Meeting.

Track	Orritor	Signed		Organising Club	Cookstown & District MCC
Length(miles)	2.1000		Chief Timekeeper		
Weather	Rain				
Track	Wet	Issued At:			



MCUI
Ulster Centre
Timing
www.mcui-uc.org.uk



Powered by
e-Laps II
© 2008
Walter Marks

THE ROYAL HOTEL & BRAESIDE COOKSTOWN 10

SUPERBIKE

Combined Qualifying


Friday, 24 April 2009



Qualifying Classification

47	OPEN	79	Bruce BIRNIE	-----	1:53.922	-----	-----	1:53.922	66.361
48	OPEN	32	Myles BYRNE	1:55.545	-----	-----	-----	1:55.545	65.429
49	OPEN	62	Alan O DWYER	1:57.081	-----	-----	-----	1:57.081	64.571
50	OPEN	21	Alan CONNOR	-----	2:02.576	-----	-----	2:02.576	61.676
51	OPEN	28	Paul GARTLAND	-----	-----	2:17.427	-----	2:17.427	55.011

These Results are provisional and are subject to ratification by the Stewards of the Meeting.

Track	Orritor	Signed		Organising Club	Cookstown & District MCC
Length(miles)	2.1000		Chief Timekeeper		
Weather	Rain				
Track	Wet	Issued At:			



Powered by
e-Laps II
© 2008
Walter Marks

ROYAL HOTEL & BRAESIDE COOKSTOWN 100

SUPERBIKE

Orritor 2.100 Miles

R10: R & M Greenkeeper Open Race B

25/04/2009 13:30

Race (6 Laps)

RACE 10 - OPEN B

11	<u>73</u> A	<u>79</u> B	
10	<u>80</u> A	<u>57</u> B	<u>11</u> C
9	<u>119</u> A	<u>40</u> B	<u>19</u> C
<hr/>			
8	A	B	C
7	<u>29</u> A	B	C
6	<u>39</u> A	<u>5</u> B	<u>71</u> B
5	<u>6</u> A	<u>26</u> B	<u>52</u> C
<hr/>			
4	A	B	C
3	<u>10</u> A	B	C
2	<u>99</u> A	<u>56</u> B	<u>34</u> A
1	<u>96</u> A	<u>123</u> B	<u>51</u> C



Provisional results subject to confirmation by the Stewards of the Meeting

Orbits 4

Promoted by Cookstown & District MCC

www.amb-it.com

MCUI (Ulster Centre) Timing

www.mylaps.com

Licensed to: MCUI

ROYAL HOTEL & BRAESIDE COOKSTOWN 100

SUPERBIKE

Orritor 2.100 Miles

R17: S.P. Harkness Construction Cookstown 100 Race B

25/04/2009 15:50

Race (6 Laps)

RACE 17 - COOKSTOWN 100 B

11	<u>32</u> A	<u>62</u> B	
10	<u>73</u> A	<u>53</u> B	<u>79</u> C
9	<u>29</u> A	<u>40</u> B	<u>11</u> C
8	A	B	C
7	<u>71</u> A	B	C
6	<u>52</u> A	<u>39</u> B	<u>5</u> B
5	<u>34</u> A	<u>10</u> B	<u>6</u> C
4	A	B	C
3	<u>56</u> A	B	C
2	<u>123</u> A	<u>51</u> B	<u>99</u> A
1	<u>14</u> A	<u>76</u> B	<u>96</u> C



Provisional results subject to confirmation by the Stewards of the Meeting

Orbits 4

Promoted by Cookstown & District MCC

www.amb-it.com

MCUI (Ulster Centre) Timing

www.mylaps.com

Licensed to: MCUI

THE ROYAL HOTEL & BRAESIDE COOKSTOWN 100



SUPERBIKE

Race 10 - R & M Greenkeeper Open B

Saturday, 25 April 2009

Pos	Class	No	Name	Machine / Sponsor	Gp	Laps	Total Time	Behind	Speed	-----Best Lap-----		
										Time	Speed	On
Race Classification												
1	OPEN	99	Andrew COURTNEY	Yamaha - Team Hardship Racing	a	5	7:36.320		82.837	1:29.406	84.558	4
2	OPEN	71	Davy MORGAN	Honda - CSC Branson Racing	b	5	7:41.262	4.942	81.949	1:29.780	84.206	3
3	OPEN	39	James REDPATH	Suzuki - Raymond Lilley Electrical	b	5	7:42.307	5.987	81.764	1:31.358	82.751	3
4	OPEN	96	Andy FARRELL	Suzuki 750	a	5	7:50.237	13.917	80.385	1:31.823	82.332	3
5	OPEN	76	Andrew NEILL	Suzuki - Wray Brothers	b	5	7:56.507	20.187	79.327	1:32.976	81.311	4
6	OPEN	56	Tony CZYZEWSKI	Suzuki - Sure Safe Racing	a	5	7:56.780	20.460	79.282	1:34.005	80.421	2
7	OPEN	51	Darwyn YOUNG	Honda 600 - Home Clean	a	5	7:56.942	20.622	79.255	1:32.615	81.628	2
8	OPEN	10	Ivan LINTIN	Yamaha 600 - McKinstry Racing	a	5	7:57.660	21.340	79.136	1:33.466	80.885	2
9	OPEN	29	Ryan McCAY	Suzuki 600 - PRF Racing	b	5	7:57.704	21.384	79.128	1:33.004	81.287	5
10	OPEN	19	Coyles WRIGHT	Suzuki	c	5	7:58.614	22.294	78.978	1:32.932	81.350	3
11	OPEN	26	Dennis BOOTH	Yamaha 600	b	5	8:00.598	24.278	78.652	1:33.740	80.649	5
12	OPEN	52	Andrew BROWN	Aprilia - Freeway Lift Services	b	5	8:03.129	26.809	78.240	1:33.653	80.724	5
13	OPEN	34	Dwyer AGNEW	Suzuki	a	5	8:08.238	31.918	77.421	1:31.611	82.523	5
14	OPEN	123	Declan O MEARA	Yamaha	a	5	8:19.690	43.370	75.647	1:38.105	77.060	3
15	OPEN	79	Bruce BIRNIE	Suzuki	c	5	8:23.311	46.991	75.103	1:38.034	77.116	2
16	OPEN	11	Paul LENNON	Yamaha	c	5	8:23.447	47.127	75.082	1:37.503	77.536	3
17	OPEN	73	Derek COSTELLO	Yamaha 600	c	5	8:24.495	48.175	74.926	1:38.503	76.749	2
18	OPEN	80	Phill ARCHER	Triumph 675	c	5	8:24.986	48.666	74.854	1:39.207	76.204	4
19	OPEN	119	Kevn STROWGER	TSR Honda 250 - Dave Sandland	c	5	8:25.445	49.125	74.786	1:39.385	76.068	4
20	OPEN	40	John COLLING	Suzuki - Fifers Cabs Coleraine	c	5	8:29.735	53.415	74.156	1:40.383	75.312	3


Fastest Lap

OPEN	99	Andrew COURTNEY	Yamaha - Team Hardship Racing	a						1:29.406	84.558	4
------	----	-----------------	-------------------------------	---	--	--	--	--	--	----------	--------	---

Not Classified

DNF	OPEN	5	Noel HUDSON	Kawasaki - AJS	b	3	4:54.042	2 Laps	77.132	1:36.479	78.359	3
-----	------	---	-------------	----------------	---	---	----------	--------	--------	----------	--------	---

These Results are provisional and are subject to ratification by the Stewards of the Meeting.

Track	Orritor	Signed		Organising Club	Cookstown & District MCC
Length(miles)	2.1000		Chief Timekeeper	Warmup Started	
Weather	Sunny	Issued At:	14:56:55	Race Started	14:47:26.245
Track	Dry			Gp Time Diff - b 9.32 / c 19.47	



MCUI
Ulster Centre
Timing
www.mcui-uc.org.uk



Powered by
e-Laps II
© 2008
Walter Marks



SUPERBIKE

Race 10 - R & M Greenkeeper Open B

Saturday, 25 April 2009

DETAILED RESULT

SUPERBIKE

Race Classification

1 **99 Andrew COURTNEY**
 Total Time **7:36.320** Avg Speed **82.837** Behind
 Best Time **1:29.406** Best Speed **84.558** On **4** Gp **a**

Lap	Elapsed Time	Lap Time	Lap Speed
1	1:35.610	1:35.610	79.071
2	3:06.281	1:30.671	83.378
3	4:36.305	1:30.024	83.978
4	6:05.711	1:29.406	84.558
5	7:36.320	1:30.609	83.435

2 **71 Davy MORGAN**
 Total Time **7:41.262** Avg Speed **81.949** Behind **4.942**
 Best Time **1:29.780** Best Speed **84.206** On **3** Gp **b**

Lap	Elapsed Time	Lap Time	Lap Speed
1	1:38.849	1:38.849	76.480
2	3:09.490	1:30.641	83.406
3	4:39.270	1:29.780	84.206
4	6:10.198	1:30.928	83.143
5	7:41.262	1:31.064	83.019

3 **39 James REDPATH**
 Total Time **7:42.307** Avg Speed **81.764** Behind **5.987**
 Best Time **1:31.358** Best Speed **82.751** On **3** Gp **b**

Lap	Elapsed Time	Lap Time	Lap Speed
1	1:35.205	1:35.205	79.408
2	3:07.751	1:32.546	81.689
3	4:39.109	1:31.358	82.751
4	6:10.633	1:31.524	82.601
5	7:42.307	1:31.674	82.466

4 **96 Andy FARRELL**
 Total Time **7:50.237** Avg Speed **80.385** Behind **13.917**
 Best Time **1:31.823** Best Speed **82.332** On **3** Gp **a**

Lap	Elapsed Time	Lap Time	Lap Speed
1	1:37.122	1:37.122	77.840
2	3:11.023	1:33.901	80.510
3	4:42.846	1:31.823	82.332
4	6:15.725	1:32.879	81.396
5	7:50.237	1:34.512	79.990

SUPERBIKE

Race Classification

5 **76 Andrew NEILL**
 Total Time **7:56.507** Avg Speed **79.327** Behind **20.187**
 Best Time **1:32.976** Best Speed **81.311** On **4** Gp **b**

Lap	Elapsed Time	Lap Time	Lap Speed
1	1:41.249	1:41.249	74.667
2	3:14.745	1:33.496	80.859
3	4:49.789	1:35.044	79.542
4	6:22.765	1:32.976	81.311
5	7:56.507	1:33.742	80.647

6 **56 Tony CZYZEWSKI**
 Total Time **7:56.780** Avg Speed **79.282** Behind **20.460**
 Best Time **1:34.005** Best Speed **80.421** On **2** Gp **a**

Lap	Elapsed Time	Lap Time	Lap Speed
1	1:36.691	1:36.691	78.187
2	3:10.696	1:34.005	80.421
3	4:47.641	1:36.945	77.982
4	6:21.725	1:34.084	80.354
5	7:56.780	1:35.055	79.533


7 **51 Darwyn YOUNG**
 Total Time **7:56.942** Avg Speed **79.255** Behind **20.622**
 Best Time **1:32.615** Best Speed **81.628** On **2** Gp **a**

Lap	Elapsed Time	Lap Time	Lap Speed
1	1:40.333	1:40.333	75.349
2	3:12.948	1:32.615	81.628
3	4:48.052	1:35.104	79.492
4	6:21.865	1:33.813	80.586
5	7:56.942	1:35.077	79.514

8 **10 Ivan LINTIN**
 Total Time **7:57.660** Avg Speed **79.136** Behind **21.340**
 Best Time **1:33.466** Best Speed **80.885** On **2** Gp **a**

Lap	Elapsed Time	Lap Time	Lap Speed
1	1:39.025	1:39.025	76.344
2	3:12.491	1:33.466	80.885
3	4:47.885	1:35.394	79.250
4	6:22.571	1:34.686	79.843
5	7:57.660	1:35.089	79.504





SUPERBIKE

Race 10 - R & M Greenkeeper Open B

Saturday, 25 April 2009

DETAILED RESULT

SUPERBIKE

Race Classification

9 **29 Ryan McCAY**
 Total Time **7:57.704** Avg Speed **79.128** Behind **21.384**
 Best Time **1:33.004** Best Speed **81.287** On **5** Gp **b**

Lap	Elapsed Time	Lap Time	Lap Speed
1	1:41.499	1:41.499	74.483
2	3:17.813	1:36.314	78.493
3	4:51.479	1:33.666	80.712
4	6:24.700	1:33.221	81.098
5	7:57.704	1:33.004	81.287

10 **19 Coyles WRIGHT**
 Total Time **7:58.614** Avg Speed **78.978** Behind **22.294**
 Best Time **1:32.932** Best Speed **81.350** On **3** Gp **c**

Lap	Elapsed Time	Lap Time	Lap Speed
1	1:39.963	1:39.963	75.628
2	3:13.140	1:33.177	81.136
3	4:46.072	1:32.932	81.350
4	6:21.401	1:35.329	79.304
5	7:58.614	1:37.213	77.767

11 **26 Dennis BOOTH**
 Total Time **8:00.598** Avg Speed **78.652** Behind **24.278**
 Best Time **1:33.740** Best Speed **80.649** On **5** Gp **b**

Lap	Elapsed Time	Lap Time	Lap Speed
1	1:41.742	1:41.742	74.306
2	3:17.661	1:35.919	78.817
3	4:53.109	1:35.448	79.205
4	6:26.858	1:33.749	80.641
5	8:00.598	1:33.740	80.649

12 **52 Andrew BROWN**
 Total Time **8:03.129** Avg Speed **78.240** Behind **26.809**
 Best Time **1:33.653** Best Speed **80.724** On **5** Gp **b**

Lap	Elapsed Time	Lap Time	Lap Speed
1	1:42.032	1:42.032	74.094
2	3:17.938	1:35.906	78.827
3	4:54.172	1:36.234	78.559
4	6:29.476	1:35.304	79.325
5	8:03.129	1:33.653	80.724

SUPERBIKE

Race Classification

13 **34 Dwyer AGNEW**
 Total Time **8:08.238** Avg Speed **77.421** Behind **31.918**
 Best Time **1:31.611** Best Speed **82.523** On **5** Gp **a**

Lap	Elapsed Time	Lap Time	Lap Speed
1	1:37.497	1:37.497	77.541
2	3:10.824	1:33.327	81.005
3	5:03.681	1:52.857	66.987
4	6:36.627	1:32.946	81.338
5	8:08.238	1:31.611	82.523

14 **123 Declan O MEARA**
 Total Time **8:19.690** Avg Speed **75.647** Behind **43.370**
 Best Time **1:38.105** Best Speed **77.060** On **3** Gp **a**

Lap	Elapsed Time	Lap Time	Lap Speed
1	1:42.494	1:42.494	73.760
2	3:21.452	1:38.958	76.396
3	4:59.557	1:38.105	77.060
4	6:39.606	1:40.049	75.563
5	8:19.690	1:40.084	75.537

15 **79 Bruce BIRNIE**
 Total Time **8:23.311** Avg Speed **75.103** Behind **46.991**
 Best Time **1:38.034** Best Speed **77.116** On **2** Gp **c**

Lap	Elapsed Time	Lap Time	Lap Speed
1	1:42.884	1:42.884	73.481
2	3:20.918	1:38.034	77.116
3	5:01.104	1:40.186	75.460
4	6:43.837	1:42.733	73.589
5	8:23.311	1:39.474	76.000

16 **11 Paul LENNON**
 Total Time **8:23.447** Avg Speed **75.082** Behind **47.127**
 Best Time **1:37.503** Best Speed **77.536** On **3** Gp **c**

Lap	Elapsed Time	Lap Time	Lap Speed
1	1:46.832	1:46.832	70.765
2	3:25.466	1:38.634	76.647
3	5:02.969	1:37.503	77.536
4	6:44.193	1:41.224	74.686
5	8:23.447	1:39.254	76.168





SUPERBIKE

Race 10 - R & M Greenkeeper Open B

Saturday, 25 April 2009

DETAILED RESULT

SUPERBIKE

Race Classification

17 73 Derek COSTELLO

Total Time **8:24.495** Avg Speed **74.926** Behind **48.175**
 Best Time **1:38.503** Best Speed **76.749** On **2** Gp **c**

Lap	Elapsed Time	Lap Time	Lap Speed
1	1:45.489	1:45.489	71.666
2	3:23.992	1:38.503	76.749
3	5:03.222	1:39.230	76.187
4	6:44.636	1:41.414	74.546
5	8:24.495	1:39.859	75.707

18 80 Phill ARCHER

Total Time **8:24.986** Avg Speed **74.854** Behind **48.666**
 Best Time **1:39.207** Best Speed **76.204** On **4** Gp **c**

Lap	Elapsed Time	Lap Time	Lap Speed
1	1:46.145	1:46.145	71.223
2	3:25.968	1:39.823	75.734
3	5:05.893	1:39.925	75.657
4	6:45.100	1:39.207	76.204
5	8:24.986	1:39.886	75.686

19 119 Kevn STROWGER

Total Time **8:25.445** Avg Speed **74.786** Behind **49.125**
 Best Time **1:39.385** Best Speed **76.068** On **4** Gp **c**

Lap	Elapsed Time	Lap Time	Lap Speed
1	1:46.432	1:46.432	71.031
2	3:26.181	1:39.749	75.790
3	5:06.108	1:39.927	75.655
4	6:45.493	1:39.385	76.068
5	8:25.445	1:39.952	75.636

20 40 John COLLING

Total Time **8:29.735** Avg Speed **74.156** Behind **53.415**
 Best Time **1:40.383** Best Speed **75.312** On **3** Gp **c**

Lap	Elapsed Time	Lap Time	Lap Speed
1	1:44.794	1:44.794	72.142
2	3:25.296	1:40.502	75.222
3	5:05.679	1:40.383	75.312
4	6:48.622	1:42.943	73.439
5	8:29.735	1:41.113	74.768

Not Classified

SUPERBIKE

Not Classified

DNF 5 Noel HUDSON

Total Time **4:54.042** Avg Speed **77.132** Behind **2 Laps**
 Best Time **1:36.479** Best Speed **78.359** On **3** Gp **b**


Lap	Elapsed Time	Lap Time	Lap Speed
1	1:41.046	1:41.046	74.817
2	3:17.563	1:36.517	78.328
3	4:54.042	1:36.479	78.359

THE ROYAL HOTEL & BRAESIDE COOKSTOWN 100

SUPERBIKE

Race 10 - R & M Greenkeeper Open B

LAP CHART



1					3					5				
No	Name	G	Elapsed Time	Lap Time	No	Name	G	Elapsed Time	Lap Time	No	Name	G	Elapsed Time	Lap Time
39	James REDPATH	b	1:35.205	1:35.205	99	Andrew COURTNEY	a	4:36.305	1:30.024	99	Andrew COURTNEY	a	7:36.320	1:30.609
99	Andrew COURTNEY	a	1:35.610	1:35.610	39	James REDPATH	b	4:39.109	1:31.358	71	Davy MORGAN	b	7:41.262	1:31.064
56	Tony CZYZEWSKI	a	1:36.691	1:36.691	71	Davy MORGAN	b	4:39.270	1:29.780	39	James REDPATH	b	7:42.307	1:31.674
96	Andy FARRELL	a	1:37.122	1:37.122	96	Andy FARRELL	a	4:42.846	1:31.823	96	Andy FARRELL	a	7:50.237	1:34.512
34	Dwyer AGNEW	a	1:37.497	1:37.497	19	Coyles WRIGHT	c	4:46.072	1:32.932	76	Andrew NEILL	b	7:56.507	1:33.742
71	Davy MORGAN	b	1:38.849	1:38.849	56	Tony CZYZEWSKI	a	4:47.641	1:36.945	56	Tony CZYZEWSKI	a	7:56.780	1:35.055
10	Ivan LINTIN	a	1:39.025	1:39.025	10	Ivan LINTIN	a	4:47.885	1:35.394	51	Darwyn YOUNG	a	7:56.942	1:35.077
19	Coyles WRIGHT	c	1:39.963	1:39.963	51	Darwyn YOUNG	a	4:48.052	1:35.104	10	Ivan LINTIN	a	7:57.660	1:35.089
51	Darwyn YOUNG	a	1:40.333	1:40.333	76	Andrew NEILL	b	4:49.789	1:35.044	29	Ryan McCAY	b	7:57.704	1:33.004
5	Noel HUDSON	b	1:41.046	1:41.046	29	Ryan McCAY	b	4:51.479	1:33.666	19	Coyles WRIGHT	c	7:58.614	1:37.213
76	Andrew NEILL	b	1:41.249	1:41.249	26	Dennis BOOTH	b	4:53.109	1:35.448	26	Dennis BOOTH	b	8:00.598	1:33.740
29	Ryan McCAY	b	1:41.499	1:41.499	5	Noel HUDSON	b	4:54.042	1:36.479	52	Andrew BROWN	b	8:03.129	1:33.653
26	Dennis BOOTH	b	1:41.742	1:41.742	52	Andrew BROWN	b	4:54.172	1:36.234	34	Dwyer AGNEW	a	8:08.238	1:31.611
52	Andrew BROWN	b	1:42.032	1:42.032	123	Declan O MEARA	a	4:59.557	1:38.105	123	Declan O MEARA	a	8:19.690	1:40.084
123	Declan O MEARA	a	1:42.494	1:42.494	79	Bruce BIRNIE	c	5:01.104	1:40.186	79	Bruce BIRNIE	c	8:23.311	1:39.474
79	Bruce BIRNIE	c	1:42.884	1:42.884	11	Paul LENNON	c	5:02.969	1:37.503	11	Paul LENNON	c	8:23.447	1:39.254
40	John COLLING	c	1:44.794	1:44.794	73	Derek COSTELLO	c	5:03.222	1:39.230	73	Derek COSTELLO	c	8:24.495	1:39.859
73	Derek COSTELLO	c	1:45.489	1:45.489	34	Dwyer AGNEW	a	5:03.681	1:52.857	80	Phill ARCHER	c	8:24.986	1:39.886
80	Phill ARCHER	c	1:46.145	1:46.145	40	John COLLING	c	5:05.679	1:40.383	119	Kevn STROWGER	c	8:25.445	1:39.952
119	Kevn STROWGER	c	1:46.432	1:46.432	80	Phill ARCHER	c	5:05.893	1:39.925	40	John COLLING	c	8:29.735	1:41.113
11	Paul LENNON	c	1:46.832	1:46.832	119	Kevn STROWGER	c	5:06.108	1:39.927					

2					4				
No	Name	G	Elapsed Time	Lap Time	No	Name	G	Elapsed Time	Lap Time
99	Andrew COURTNEY	a	3:06.281	1:30.671	99	Andrew COURTNEY	a	6:05.711	1:29.406
39	James REDPATH	b	3:07.751	1:32.546	71	Davy MORGAN	b	6:10.198	1:30.928
71	Davy MORGAN	b	3:09.490	1:30.641	39	James REDPATH	b	6:10.633	1:31.524
56	Tony CZYZEWSKI	a	3:10.696	1:34.005	96	Andy FARRELL	a	6:15.725	1:32.879
34	Dwyer AGNEW	a	3:10.824	1:33.327	19	Coyles WRIGHT	c	6:21.401	1:35.329
96	Andy FARRELL	a	3:11.023	1:33.901	56	Tony CZYZEWSKI	a	6:21.725	1:34.084
10	Ivan LINTIN	a	3:12.491	1:33.466	51	Darwyn YOUNG	a	6:21.865	1:33.813
51	Darwyn YOUNG	a	3:12.948	1:32.615	10	Ivan LINTIN	a	6:22.571	1:34.686
19	Coyles WRIGHT	c	3:13.140	1:33.177	76	Andrew NEILL	b	6:22.765	1:32.976
76	Andrew NEILL	b	3:14.745	1:33.496	29	Ryan McCAY	b	6:24.700	1:33.221
5	Noel HUDSON	b	3:17.563	1:36.517	26	Dennis BOOTH	b	6:26.858	1:33.749
26	Dennis BOOTH	b	3:17.661	1:35.919	52	Andrew BROWN	b	6:29.476	1:35.304
29	Ryan McCAY	b	3:17.813	1:36.314	34	Dwyer AGNEW	a	6:36.627	1:32.946
52	Andrew BROWN	b	3:17.938	1:35.906	123	Declan O MEARA	a	6:39.606	1:40.049
79	Bruce BIRNIE	c	3:20.918	1:38.034	79	Bruce BIRNIE	c	6:43.837	1:42.733
123	Declan O MEARA	a	3:21.452	1:38.958	11	Paul LENNON	c	6:44.193	1:41.224
73	Derek COSTELLO	c	3:23.992	1:38.503	73	Derek COSTELLO	c	6:44.636	1:41.414
40	John COLLING	c	3:25.296	1:40.502	80	Phill ARCHER	c	6:45.100	1:39.207
11	Paul LENNON	c	3:25.466	1:38.634	119	Kevn STROWGER	c	6:45.493	1:39.385
80	Phill ARCHER	c	3:25.968	1:39.823	40	John COLLING	c	6:48.622	1:42.943
119	Kevn STROWGER	c	3:26.181	1:39.749					

THE ROYAL HOTEL & BRAESIDE COOKSTOWN 100

SUPERBIKE

Race 17 - S. P. Harkness Construction Cookstown 100 B

Saturday, 25 April 2009




Pos	Class	No	Name	Machine / Sponsor	Gp	Laps	Total Time	Behind	Speed	-----Best Lap-----		
										Time	Speed	On
Race Classification												
1	OPEN	14	Tim POOLE	Kawasaki - AIR Kawasaki Racing	a	5	7:33.338		83.381	1:29.103	84.846	5
2	OPEN	99	Andrew COURTNEY	Yamaha - Team Hardship Racing	a	5	7:33.621	0.283	83.329	1:29.060	84.887	4
3	OPEN	34	Dwyer AGNEW	Suzuki	b	5	7:41.584	8.246	81.892	1:30.856	83.209	2
4	OPEN	39	James REDPATH	Suzuki - Raymond Lilley Electrical	b	5	7:43.531	10.193	81.548	1:31.234	82.864	4
5	OPEN	71	Davy MORGAN	Honda - CSC Branson Racing	b	5	7:45.180	11.842	81.259	1:30.914	83.156	2
6	OPEN	76	Andrew NEILL	Suzuki - Wray Brothers	a	5	7:48.892	15.554	80.616	1:31.523	82.602	3
7	OPEN	96	Andy FARRELL	Suzuki 750	a	5	7:54.245	20.907	79.706	1:33.062	81.236	5
8	OPEN	52	Andrew BROWN	Aprilia - Freeway Lift Services	b	5	7:54.845	21.507	79.605	1:33.446	80.902	2
9	OPEN	56	Tony CZYZEWSKI	Suzuki - Sure Safe Racing	a	5	7:55.233	21.895	79.540	1:32.810	81.457	5
10	OPEN	29	Ryan McCAY	Suzuki 600 - PRF Racing	c	5	7:58.809	25.471	78.946	1:32.749	81.510	4
11	OPEN	51	Darwyn YOUNG	Honda 600 - Home Clean	a	5	8:05.045	31.707	77.931	1:35.474	79.184	4
12	OPEN	11	Paul LENNON	Yamaha	c	5	8:07.590	34.252	77.524	1:36.518	78.327	2
13	OPEN	40	John COLLING	Suzuki - Fifers Cabs Coleraine	c	5	8:09.628	36.290	77.201	1:35.648	79.040	2
14	OPEN	73	Derek COSTELLO	Yamaha 600	c	5	8:09.769	36.431	77.179	1:36.021	78.733	4
15	OPEN	79	Bruce BIRNIE	Suzuki	c	5	8:17.840	44.502	75.928	1:37.296	77.701	5
16	OPEN	21	Alan CONNOR	Suzuki - Connor Racing	c	5	8:17.970	44.632	75.908	1:37.256	77.733	5
17	OPEN	80	Phill ARCHER	Triumph 675	b	5	8:21.306	47.968	75.403	1:38.449	76.791	5
18	OPEN	62	Alan O DWYER	Yamaha - Diamond Edge Racing	c	5	8:26.856	53.518	74.577	1:39.040	76.333	3
19	OPEN	32	Myles BYRNE	Yamaha 600 - Step Racing	c	5	8:38.341	1:05.003	72.925	1:41.391	74.563	4

Fastest Lap

OPEN	99	Andrew COURTNEY	Yamaha - Team Hardship Racing	a						1:29.060	84.887	4
------	----	-----------------	-------------------------------	---	--	--	--	--	--	----------	--------	---

These Results are provisional and are subject to ratification by the Stewards of the Meeting.

Track	Orritor	Signed		Organising Club	Cookstown & District MCC
Length(miles)	2.1000		Chief Timekeeper	Warmup Started	
Weather	Sunny			Race Started	17:54:53.660
Track	Dry	Issued At:	18:04:41	Gp Time Diff - b	11.06 / c 23.24



MCUI
Ulster Centre
Timing
www.mcui-uc.org.uk



Powered by
e-Laps II
© 2008
Walter Marks



SUPERBIKE

Race 17 - S. P. Harkness Construction Cookstown 100 B

Saturday, 25 April 2009

DETAILED RESULT

SUPERBIKE

Race Classification

1 **14 Tim POOLE**
 Total Time **7:33.338** Avg Speed **83.381** Behind
 Best Time **1:29.103** Best Speed **84.846** On **5** Gp **a**

Lap	Elapsed Time	Lap Time	Lap Speed
1	1:35.050	1:35.050	79.537
2	3:05.459	1:30.409	83.620
3	4:35.049	1:29.590	84.384
4	6:04.235	1:29.186	84.767
5	7:33.338	1:29.103	84.846

2 **99 Andrew COURTNEY**
 Total Time **7:33.621** Avg Speed **83.329** Behind **0.283**
 Best Time **1:29.060** Best Speed **84.887** On **4** Gp **a**

Lap	Elapsed Time	Lap Time	Lap Speed
1	1:35.617	1:35.617	79.065
2	3:06.163	1:30.546	83.493
3	4:35.407	1:29.244	84.712
4	6:04.467	1:29.060	84.887
5	7:33.621	1:29.154	84.797

3 **34 Dwyer AGNEW**
 Total Time **7:41.584** Avg Speed **81.892** Behind **8.246**
 Best Time **1:30.856** Best Speed **83.209** On **2** Gp **b**

Lap	Elapsed Time	Lap Time	Lap Speed
1	1:35.683	1:35.683	79.011
2	3:06.539	1:30.856	83.209
3	4:38.633	1:32.094	82.090
4	6:10.003	1:31.370	82.741
5	7:41.584	1:31.581	82.550

4 **39 James REDPATH**
 Total Time **7:43.531** Avg Speed **81.548** Behind **10.193**
 Best Time **1:31.234** Best Speed **82.864** On **4** Gp **b**

Lap	Elapsed Time	Lap Time	Lap Speed
1	1:36.601	1:36.601	78.260
2	3:07.933	1:31.332	82.775
3	4:40.287	1:32.354	81.859
4	6:11.521	1:31.234	82.864
5	7:43.531	1:32.010	82.165

SUPERBIKE

Race Classification

5 **71 Davy MORGAN**
 Total Time **7:45.180** Avg Speed **81.259** Behind **11.842**
 Best Time **1:30.914** Best Speed **83.156** On **2** Gp **b**

Lap	Elapsed Time	Lap Time	Lap Speed
1	1:37.387	1:37.387	77.628
2	3:08.301	1:30.914	83.156
3	4:40.634	1:32.333	81.878
4	6:12.157	1:31.523	82.602
5	7:45.180	1:33.023	81.270

6 **76 Andrew NEILL**
 Total Time **7:48.892** Avg Speed **80.616** Behind **15.554**
 Best Time **1:31.523** Best Speed **82.602** On **3** Gp **a**

Lap	Elapsed Time	Lap Time	Lap Speed
1	1:39.378	1:39.378	76.073
2	3:13.745	1:34.367	80.113
3	4:45.268	1:31.523	82.602
4	6:16.921	1:31.653	82.485
5	7:48.892	1:31.971	82.200

7 **96 Andy FARRELL**
 Total Time **7:54.245** Avg Speed **79.706** Behind **20.907**
 Best Time **1:33.062** Best Speed **81.236** On **5** Gp **a**

Lap	Elapsed Time	Lap Time	Lap Speed
1	1:38.820	1:38.820	76.503
2	3:13.575	1:34.755	79.785
3	4:47.572	1:33.997	80.428
4	6:21.183	1:33.611	80.760
5	7:54.245	1:33.062	81.236

8 **52 Andrew BROWN**
 Total Time **7:54.845** Avg Speed **79.605** Behind **21.507**
 Best Time **1:33.446** Best Speed **80.902** On **2** Gp **b**


Lap	Elapsed Time	Lap Time	Lap Speed
1	1:38.625	1:38.625	76.654
2	3:12.071	1:33.446	80.902
3	4:45.964	1:33.893	80.517
4	6:20.338	1:34.374	80.107
5	7:54.845	1:34.507	79.994



MCUI
 Ulster Centre
 Timing
 www.mcui-uc.org.uk



Powered by
 e-Laps II
 © 2008
 Walter Marks



SUPERBIKE

Race 17 - S. P. Harkness Construction Cookstown 100 B

Saturday, 25 April 2009

DETAILED RESULT

SUPERBIKE

Race Classification

9 **56 Tony CZYZEWSKI**

Total Time **7:55.233** Avg Speed **79.540** Behind **21.895**
 Best Time **1:32.810** Best Speed **81.457** On **5** Gp **a**

Lap	Elapsed Time	Lap Time	Lap Speed
1	1:41.530	1:41.530	74.461
2	3:16.388	1:34.858	79.698
3	4:49.555	1:33.167	81.145
4	6:22.423	1:32.868	81.406
5	7:55.233	1:32.810	81.457

10 **29 Ryan McCAY**

Total Time **7:58.809** Avg Speed **78.946** Behind **25.471**
 Best Time **1:32.749** Best Speed **81.510** On **4** Gp **c**

Lap	Elapsed Time	Lap Time	Lap Speed
1	1:42.478	1:42.478	73.772
2	3:17.530	1:35.052	79.535
3	4:52.315	1:34.785	79.759
4	6:25.064	1:32.749	81.510
5	7:58.809	1:33.745	80.644

11 **51 Darwyn YOUNG**

Total Time **8:05.045** Avg Speed **77.931** Behind **31.707**
 Best Time **1:35.474** Best Speed **79.184** On **4** Gp **a**

Lap	Elapsed Time	Lap Time	Lap Speed
1	1:40.554	1:40.554	75.183
2	3:16.789	1:36.235	78.558
3	4:53.302	1:36.513	78.331
4	6:28.776	1:35.474	79.184
5	8:05.045	1:36.269	78.530

12 **11 Paul LENNON**

Total Time **8:07.590** Avg Speed **77.524** Behind **34.252**
 Best Time **1:36.518** Best Speed **78.327** On **2** Gp **c**

Lap	Elapsed Time	Lap Time	Lap Speed
1	1:40.239	1:40.239	75.420
2	3:16.757	1:36.518	78.327
3	4:53.635	1:36.878	78.036
4	6:31.007	1:37.372	77.640
5	8:07.590	1:36.583	78.275

SUPERBIKE

Race Classification

13 **40 John COLLING**

Total Time **8:09.628** Avg Speed **77.201** Behind **36.290**
 Best Time **1:35.648** Best Speed **79.040** On **2** Gp **c**

Lap	Elapsed Time	Lap Time	Lap Speed
1	1:41.718	1:41.718	74.323
2	3:17.366	1:35.648	79.040
3	4:54.724	1:37.358	77.652
4	6:31.693	1:36.969	77.963
5	8:09.628	1:37.935	77.194

14 **73 Derek COSTELLO**

Total Time **8:09.769** Avg Speed **77.179** Behind **36.431**
 Best Time **1:36.021** Best Speed **78.733** On **4** Gp **c**

Lap	Elapsed Time	Lap Time	Lap Speed
1	1:43.722	1:43.722	72.887
2	3:20.114	1:36.392	78.430
3	4:56.792	1:36.678	78.198
4	6:32.813	1:36.021	78.733
5	8:09.769	1:36.956	77.974

15 **79 Bruce BIRNIE**

Total Time **8:17.840** Avg Speed **75.928** Behind **44.502**
 Best Time **1:37.296** Best Speed **77.701** On **5** Gp **c**


Lap	Elapsed Time	Lap Time	Lap Speed
1	1:42.274	1:42.274	73.919
2	3:25.176	1:42.902	73.468
3	5:02.682	1:37.506	77.534
4	6:40.544	1:37.862	77.252
5	8:17.840	1:37.296	77.701

16 **21 Alan CONNOR**

Total Time **8:17.970** Avg Speed **75.908** Behind **44.632**
 Best Time **1:37.256** Best Speed **77.733** On **5** Gp **c**

Lap	Elapsed Time	Lap Time	Lap Speed
1	1:45.030	1:45.030	71.979
2	3:25.755	1:40.725	75.056
3	5:03.083	1:37.328	77.675
4	6:40.714	1:37.631	77.434
5	8:17.970	1:37.256	77.733





SUPERBIKE

Race 17 - S. P. Harkness Construction Cookstown 100 B

Saturday, 25 April 2009

DETAILED RESULT

SUPERBIKE

Race Classification

17 80 Phill ARCHER

Total Time **8:21.306** Avg Speed **75.403** Behind **47.968**

Best Time **1:38.449** Best Speed **76.791** On **5** Gp **b**

Lap	Elapsed Time	Lap Time	Lap Speed
1	1:45.749	1:45.749	71.490
2	3:24.632	1:38.883	76.454
3	5:03.863	1:39.231	76.186
4	6:42.857	1:38.994	76.368
5	8:21.306	1:38.449	76.791

18 62 Alan O DWYER

Total Time **8:26.856** Avg Speed **74.577** Behind **53.518**

Best Time **1:39.040** Best Speed **76.333** On **3** Gp **c**

Lap	Elapsed Time	Lap Time	Lap Speed
1	1:48.012	1:48.012	69.992
2	3:28.686	1:40.674	75.094
3	5:07.726	1:39.040	76.333
4	6:47.155	1:39.429	76.034
5	8:26.856	1:39.701	75.827

19 32 Myles BYRNE

Total Time **8:38.341** Avg Speed **72.925** Behind **1:05.003**

Best Time **1:41.391** Best Speed **74.563** On **4** Gp **c**


Lap	Elapsed Time	Lap Time	Lap Speed
1	1:50.064	1:50.064	68.687
2	3:33.264	1:43.200	73.256
3	5:15.347	1:42.083	74.057
4	6:56.738	1:41.391	74.563
5	8:38.341	1:41.603	74.407

THE ROYAL HOTEL & BRAESIDE COOKSTOWN 100

SUPERBIKE

Race 17 - S. P. Harkness Construction Cookstown 100 B

LAP CHART



1					3					5				
No	Name	G	Elapsed Time	Lap Time	No	Name	G	Elapsed Time	Lap Time	No	Name	G	Elapsed Time	Lap Time
14	Tim POOLE	a	1:35.050	1:35.050	14	Tim POOLE	a	4:35.049	1:29.590	14	Tim POOLE	a	7:33.338	1:29.103
99	Andrew COURTNEY	a	1:35.617	1:35.617	99	Andrew COURTNEY	a	4:35.407	1:29.244	99	Andrew COURTNEY	a	7:33.621	1:29.154
34	Dwyer AGNEW	b	1:35.683	1:35.683	34	Dwyer AGNEW	b	4:38.633	1:32.094	34	Dwyer AGNEW	b	7:41.584	1:31.581
39	James REDPATH	b	1:36.601	1:36.601	39	James REDPATH	b	4:40.287	1:32.354	39	James REDPATH	b	7:43.531	1:32.010
71	Davy MORGAN	b	1:37.387	1:37.387	71	Davy MORGAN	b	4:40.634	1:32.333	71	Davy MORGAN	b	7:45.180	1:33.023
52	Andrew BROWN	b	1:38.625	1:38.625	76	Andrew NEILL	a	4:45.268	1:31.523	76	Andrew NEILL	a	7:48.892	1:31.971
96	Andy FARRELL	a	1:38.820	1:38.820	52	Andrew BROWN	b	4:45.964	1:33.893	96	Andy FARRELL	a	7:54.245	1:33.062
76	Andrew NEILL	a	1:39.378	1:39.378	96	Andy FARRELL	a	4:47.572	1:33.997	52	Andrew BROWN	b	7:54.845	1:34.507
11	Paul LENNON	c	1:40.239	1:40.239	56	Tony CZYZEWSKI	a	4:49.555	1:33.167	56	Tony CZYZEWSKI	a	7:55.233	1:32.810
51	Darwyn YOUNG	a	1:40.554	1:40.554	29	Ryan McCAY	c	4:52.315	1:34.785	29	Ryan McCAY	c	7:58.809	1:33.745
56	Tony CZYZEWSKI	a	1:41.530	1:41.530	51	Darwyn YOUNG	a	4:53.302	1:36.513	51	Darwyn YOUNG	a	8:05.045	1:36.269
40	John COLLING	c	1:41.718	1:41.718	11	Paul LENNON	c	4:53.635	1:36.878	11	Paul LENNON	c	8:07.590	1:36.583
79	Bruce BIRNIE	c	1:42.274	1:42.274	40	John COLLING	c	4:54.724	1:37.358	40	John COLLING	c	8:09.628	1:37.935
29	Ryan McCAY	c	1:42.478	1:42.478	73	Derek COSTELLO	c	4:56.792	1:36.678	73	Derek COSTELLO	c	8:09.769	1:36.956
73	Derek COSTELLO	c	1:43.722	1:43.722	79	Bruce BIRNIE	c	5:02.682	1:37.506	79	Bruce BIRNIE	c	8:17.840	1:37.296
21	Alan CONNOR	c	1:45.030	1:45.030	21	Alan CONNOR	c	5:03.083	1:37.328	21	Alan CONNOR	c	8:17.970	1:37.256
80	Phill ARCHER	b	1:45.749	1:45.749	80	Phill ARCHER	b	5:03.863	1:39.231	80	Phill ARCHER	b	8:21.306	1:38.449
62	Alan O DWYER	c	1:48.012	1:48.012	62	Alan O DWYER	c	5:07.726	1:39.040	62	Alan O DWYER	c	8:26.856	1:39.701
32	Myles BYRNE	c	1:50.064	1:50.064	32	Myles BYRNE	c	5:15.347	1:42.083	32	Myles BYRNE	c	8:38.341	1:41.603

2					4				
No	Name	G	Elapsed Time	Lap Time	No	Name	G	Elapsed Time	Lap Time
14	Tim POOLE	a	3:05.459	1:30.409	14	Tim POOLE	a	6:04.235	1:29.186
99	Andrew COURTNEY	a	3:06.163	1:30.546	99	Andrew COURTNEY	a	6:04.467	1:29.060
34	Dwyer AGNEW	b	3:06.539	1:30.856	34	Dwyer AGNEW	b	6:10.003	1:31.370
39	James REDPATH	b	3:07.933	1:31.332	39	James REDPATH	b	6:11.521	1:31.234
71	Davy MORGAN	b	3:08.301	1:30.914	71	Davy MORGAN	b	6:12.157	1:31.523
52	Andrew BROWN	b	3:12.071	1:33.446	76	Andrew NEILL	a	6:16.921	1:31.653
96	Andy FARRELL	a	3:13.575	1:34.755	52	Andrew BROWN	b	6:20.338	1:34.374
76	Andrew NEILL	a	3:13.745	1:34.367	96	Andy FARRELL	a	6:21.183	1:33.611
56	Tony CZYZEWSKI	a	3:16.388	1:34.858	56	Tony CZYZEWSKI	a	6:22.423	1:32.868
11	Paul LENNON	c	3:16.757	1:36.518	29	Ryan McCAY	c	6:25.064	1:32.749
51	Darwyn YOUNG	a	3:16.789	1:36.235	51	Darwyn YOUNG	a	6:28.776	1:35.474
40	John COLLING	c	3:17.366	1:35.648	11	Paul LENNON	c	6:31.007	1:37.372
29	Ryan McCAY	c	3:17.530	1:35.052	40	John COLLING	c	6:31.693	1:36.969
73	Derek COSTELLO	c	3:20.114	1:36.392	73	Derek COSTELLO	c	6:32.813	1:36.021
80	Phill ARCHER	b	3:24.632	1:38.883	79	Bruce BIRNIE	c	6:40.544	1:37.862
79	Bruce BIRNIE	c	3:25.176	1:42.902	21	Alan CONNOR	c	6:40.714	1:37.631
21	Alan CONNOR	c	3:25.755	1:40.725	80	Phill ARCHER	b	6:42.857	1:38.994
62	Alan O DWYER	c	3:28.686	1:40.674	62	Alan O DWYER	c	6:47.155	1:39.429
32	Myles BYRNE	c	3:33.264	1:43.200	32	Myles BYRNE	c	6:56.738	1:41.391