



Royal Hotel

& BRAESIDE


COOKSTOWN 100

Friday 24<sup>th</sup> & Saturday 25<sup>th</sup> April 2009

promoted by Cookstown & District MCC  
[www.cookstown100.com](http://www.cookstown100.com)

  
*...for the future*

CLASSIC 500cc / 1000cc CLASSES



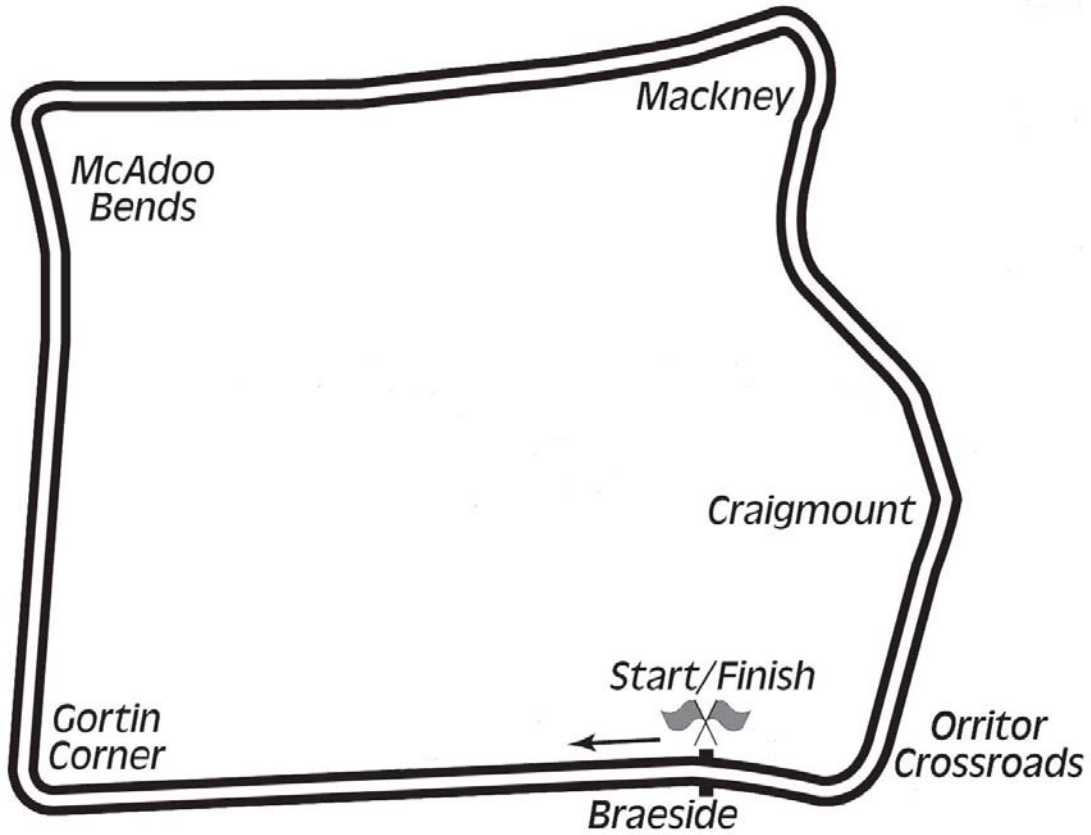
Department of  
Agriculture and  
Rural Development  
[www.dardni.gov.uk](http://www.dardni.gov.uk)



2&4  
WHEEL MOTORSPORT  
STEERING GROUP LTD

BBC SPORT NI

# Orritor Circuit 2.1 miles



## LAP RECORDS

Class	Rider	Machine	m	s	mph	Year
125cc	Darran Lindsay	Honda	1	34.778	79.765	2005
250cc	Michael Dunlop	Honda	1	30.908	83.161	2008
Supertwins (with 250s)	Adrian Mullen	Suzuki 650	1	38.032	77.118	2008
Supersport	Keith Amor	Honda	1	25.190	88.743	2008
Open 1000cc	Keith Amor	Honda 600	1	24.927	89.018	2008
Senior Support	Gary Robinson	Yamaha 600	1	29.956	84.041	2007
Junior Support	Michael Dunlop	Yamaha 250	1	36.181	78.602	2006
Classic 1000cc	Wattie Brown	Norton 920	1	40.273	75.394	2006
Classic 500cc	Colin Rodgers	Honda	1	42.787	73.550	2004
Classic 350cc	Paul Coward	Honda	1	43.421	73.099	2004
Classic 250cc	Geoff McMullan	Suzuki	1	47.294	70.461	2006




CLASSIC 500cc/1000cc

Qualifying

Friday, 24 April 2009

Pos	Class	No	Name	Machine / Sponsor	----- Best Lap -----			On	Laps
					Time	Behind	Speed		
Qualifying Classification									
1	C1000	67	Mark McGAW	Seeley Weslake 850	1:53.045		66.876	4	5
2	C1000	11	John SCOTT	R North Triumph 930	1:55.059	2.014	65.705	4	5
3	C500	36	Neill McWHIRTER	Manx Norton 500	1:55.098	2.053	65.683	4	5
4	C500	4	Billy LYLE	Drixton Honda 500 - Cairnduff	1:57.791	4.746	64.181	4	4
5	C500	8	Allan BREW	Seeley G50 496 - Mike & Dawn Jacobs	1:59.418	6.373	63.307	4	5
6	C500	44	Alan Bud JACKSON	Norton 500	1:59.701	6.656	63.157	2	5
7	C1000	31	Mark CONNOLLY	Triumph Trident 970	2:01.351	8.306	62.299	4	5
8	C500	59	Anthony AMBLER	Drixton Honda 500	2:01.428	8.383	62.259	4	5
9	C500	61	Wattie BROWN	Petty Norton 500	2:01.529	8.484	62.207	4	5
10	C500	27	Trevor RUFUS	Drixton Honda 500	2:02.580	9.535	61.674	4	5
11	C1000	22	Richard FORD	Norton 920	2:03.232	10.187	61.348	4	4
12	C500	50	Gary JAMISON	Honda 500	2:03.662	10.617	61.134	3	4
13	C500	85	Steve LINSDELL	Paton 500	2:03.796	10.751	61.068	4	4
14	C1000	51	Mark MORGAN	Norton 997 - Sam McKeown	2:03.894	10.849	61.020	4	4
15	C1000	130	Mark CAPEWELL	Norton 920	2:05.741	12.696	60.124	2	4
16	C500	20	Gary HUTTON	Honda 500	2:09.589	16.544	58.338	3	4
17	C500	77	Ian BOYD	Seeley G50 496	2:14.895	21.850	56.044	4	4
18	C500	68	Norman BOYD	Matchless 499	2:34.489	41.444	48.936	3	3
19	C500	52	Michael THOMAS	Honda 500	3:57.274	2:04.229	31.862	1	1
20	C500	211	Tim STEPHENSON	Tickle Manx Norton 500 - Gordon Bell	5:17.230	3:24.185	23.831	1	1

These Results are provisional and are subject to ratification by the Stewards of the Meeting.

Track	<b>Orritor</b>	Signed		Organising Club	<b>Cookstown &amp; District MCC</b>
Length(miles)	<b>2.1000</b>		Chief Timekeeper	Qualifying Started	<b>16:52:17.718</b>
Weather	<b>Rain</b>	Issued At:	17:06:08		
Track	<b>Wet</b>				



MCUI  
Ulster Centre  
Timing  
www.mcui-uc.org.uk



Powered by  
**e-Laps II**  
© 2008  
Walter Marks



CLASSIC 500cc/1000cc

Qualifying

Friday, 24 April 2009

DETAILED RESULT

CLASSIC 1000cc

**Qualifying Classification**

Position

**1** 67 Mark McGAW

Behind

Best Time **1:53.045** Best Speed **66.876** On 4 Gp a

Lap	Elapsed Time	Lap Time	Lap Speed
1	3:18.030	3:18.030	38.176
2	5:15.210	1:57.180	64.516
3	7:10.900	1:55.690	65.347
4	9:03.945	1:53.045	66.876
5	11:11.758	2:07.813	59.149

**2** 11 John SCOTT

Behind **2.014**

Best Time **1:55.059** Best Speed **65.705** On 4 Gp a

Lap	Elapsed Time	Lap Time	Lap Speed
1	2:58.861	2:58.861	42.267
2	4:58.993	2:00.132	62.931
3	6:57.819	1:58.826	63.622
4	8:52.878	1:55.059	65.705
5	11:06.437	2:13.559	56.604

**7** 31 Mark CONNOLLY

Behind **8.306**

Best Time **2:01.351** Best Speed **62.299** On 4 Gp a

Lap	Elapsed Time	Lap Time	Lap Speed
1	3:06.576	3:06.576	40.520
2	5:08.465	2:01.889	62.024
3	7:13.791	2:05.326	60.323
4	9:15.142	2:01.351	62.299
5	11:45.814	2:30.672	50.175

**11** 22 Richard FORD

Behind **10.187**

Best Time **2:03.232** Best Speed **61.348** On 4 Gp a

Lap	Elapsed Time	Lap Time	Lap Speed
1	3:39.510	3:39.510	34.440
2	5:47.357	2:07.847	59.133
3	7:56.068	2:08.711	58.736
4	9:59.300	2:03.232	61.348

CLASSIC 1000cc

**Qualifying Classification**

Position

**14** 51 Mark MORGAN

Behind **10.849**

Best Time **2:03.894** Best Speed **61.020** On 4 Gp a

Lap	Elapsed Time	Lap Time	Lap Speed
1	3:38.426	3:38.426	34.611
2	5:46.398	2:07.972	59.075
3	7:55.242	2:08.844	58.676
4	9:59.136	2:03.894	61.020

**15** 130 Mark CAPEWELL

Behind **12.696**

Best Time **2:05.741** Best Speed **60.124** On 2 Gp a

Lap	Elapsed Time	Lap Time	Lap Speed
1	3:50.307	3:50.307	32.826
2	5:56.048	2:05.741	60.124
3	8:03.714	2:07.666	59.217
4	10:12.406	2:08.692	58.745





## CLASSIC 500cc/1000cc

### Qualifying

Friday, 24 April 2009

## DETAILED RESULT

### CLASSIC 500cc

#### Qualifying Classification

Position

**3** 36 Neill McWHIRTER

Behind 2.053

Best Time 1:55.098 Best Speed 65.683 On 4 Gp a

Lap	Elapsed Time	Lap Time	Lap Speed
1	3:44.784	3:44.784	33.632
2	5:46.560	2:01.776	62.081
3	7:43.243	1:56.683	64.791
4	9:38.341	1:55.098	65.683
5	12:00.988	2:22.647	52.998

**4** 4 Billy LYLE

Behind 4.746

Best Time 1:57.791 Best Speed 64.181 On 4 Gp a

Lap	Elapsed Time	Lap Time	Lap Speed
1	2:58.368	2:58.368	42.384
2	5:01.185	2:02.817	61.555
3	7:01.548	2:00.363	62.810
4	8:59.339	1:57.791	64.181

**5** 8 Allan BREW

Behind 6.373

Best Time 1:59.418 Best Speed 63.307 On 4 Gp a

Lap	Elapsed Time	Lap Time	Lap Speed
1	2:43.457	2:43.457	46.251
2	4:47.893	2:04.436	60.754
3	6:50.952	2:03.059	61.434
4	8:50.370	1:59.418	63.307
5	10:59.275	2:08.905	58.648

**6** 44 Alan Bud JACKSON

Behind 6.656

Best Time 1:59.701 Best Speed 63.157 On 2 Gp a

Lap	Elapsed Time	Lap Time	Lap Speed
1	3:24.146	3:24.146	37.032
2	5:23.847	1:59.701	63.157
3	7:23.946	2:00.099	62.948
4	9:24.181	2:00.235	62.877
5	11:48.275	2:24.094	52.466

### CLASSIC 500cc

#### Qualifying Classification

Position

**8** 59 Anthony AMBLER

Behind 8.383

Best Time 2:01.428 Best Speed 62.259 On 4 Gp a

Lap	Elapsed Time	Lap Time	Lap Speed
1	2:51.014	2:51.014	44.207
2	4:56.409	2:05.395	60.289
3	7:00.169	2:03.760	61.086
4	9:01.597	2:01.428	62.259
5	11:15.253	2:13.656	56.563

**9** 61 Wattie BROWN

Behind 8.484

Best Time 2:01.529 Best Speed 62.207 On 4 Gp a

Lap	Elapsed Time	Lap Time	Lap Speed
1	3:10.209	3:10.209	39.746
2	5:14.909	2:04.700	60.626
3	7:17.929	2:03.020	61.453
4	9:19.458	2:01.529	62.207
5	11:41.644	2:22.186	53.170

**10** 27 Trevor RUFUS

Behind 9.535

Best Time 2:02.580 Best Speed 61.674 On 4 Gp a

Lap	Elapsed Time	Lap Time	Lap Speed
1	3:17.957	3:17.957	38.190
2	5:22.712	2:04.755	60.599
3	7:26.529	2:03.817	61.058
4	9:29.109	2:02.580	61.674
5	12:06.601	2:37.492	48.002

**12** 50 Gary JAMISON

Behind 10.617

Best Time 2:03.662 Best Speed 61.134 On 3 Gp a

Lap	Elapsed Time	Lap Time	Lap Speed
1	3:50.755	3:50.755	32.762
2	5:54.885	2:04.130	60.904
3	7:58.547	2:03.662	61.134
4	10:03.837	2:05.290	60.340



CLASSIC 500cc/1000cc

Qualifying

Friday, 24 April 2009

DETAILED RESULT

CLASSIC 500cc

Qualifying Classification

Position

**13** 85 Steve LINSDELL

Behind 10.751

Best Time 2:03.796 Best Speed 61.068 On 4 Gp a

Lap	Elapsed Time	Lap Time	Lap Speed
1	3:44.132	3:44.132	33.730
2	5:49.075	2:04.943	60.508
3	7:57.409	2:08.334	58.909
4	10:01.205	2:03.796	61.068

**16** 20 Gary HUTTON

Behind 16.544

Best Time 2:09.589 Best Speed 58.338 On 3 Gp a

Lap	Elapsed Time	Lap Time	Lap Speed
1	3:31.965	3:31.965	35.666
2	5:44.277	2:12.312	57.138
3	7:53.866	2:09.589	58.338
4	10:03.594	2:09.728	58.276

**17** 77 Ian BOYD

Behind 21.850

Best Time 2:14.895 Best Speed 56.044 On 4 Gp a

Lap	Elapsed Time	Lap Time	Lap Speed
1	4:04.890	4:04.890	30.871
2	6:20.639	2:15.749	55.691
3	8:36.147	2:15.508	55.790
4	10:51.042	2:14.895	56.044

**18** 68 Norman BOYD

Behind 41.444

Best Time 2:34.489 Best Speed 48.936 On 3 Gp a

Lap	Elapsed Time	Lap Time	Lap Speed
1	4:40.599	4:40.599	26.942
2	7:20.211	2:39.612	47.365
3	9:54.700	2:34.489	48.936

**19** 52 Michael THOMAS

Behind 2:04.229

Best Time 3:57.274 Best Speed 31.862 On 1 Gp a

Lap	Elapsed Time	Lap Time	Lap Speed
1	3:57.274	3:57.274	31.862

CLASSIC 500cc

Qualifying Classification

Position

**20** 211 Tim STEPHENSON

Behind 3:24.185

Best Time 5:17.230 Best Speed 23.831 On 1 Gp a

Lap	Elapsed Time	Lap Time	Lap Speed
1	5:17.230	5:17.230	23.831



ROYAL HOTEL & BRAESIDE COOKSTOWN 100

CLASSIC 500cc / 1000cc

Orritor 2.100 Miles

R13: Hayes Fuels Race

25/04/2009 14:30

Race (8 Laps)

**RACE 13 - CLASSIC 500 / 1000**

10	<u>68</u> A	<u>52</u> B	<u>211</u> C
9	<u>130</u> A	<u>20</u> B	<u>77</u> C
8	<u>51</u> A	<u>50</u> B	<u>105</u> C
7	<u>12</u> A	<u>61</u> B	<u>27</u> C
6	<u>59</u> A		
5	<u>31</u> A	<u>8</u> B	<u>44</u> C
4	<u>4</u> A	<u>11</u> B	<u>36</u> C
3	<u>67</u> A		
2			
1			



Provisional results subject to confirmation by the Stewards of the Meeting

Orbits 4

Promoted by Cookstown & District MCC

www.amb-it.com

MCUI (Ulster Centre) Timing

www.mylaps.com

Licensed to: MCUI

# THE ROYAL HOTEL & BRAESIDE COOKSTOWN 100

CLASSIC 500cc/1000cc

Race 13 - Hayes Fuels Senior Classic

Saturday, 25 April 2009




Pos	Class	No	Name	Machine / Sponsor	Gp	Laps	Total Time	Behind	Speed	-----Best Lap-----		
										Time	Speed	On
<b>Race Classification</b>												
1	C1000	67	Mark McGAW	Seeley Weslake 850	a	6	10:31.163		71.867	1:43.660	72.931	6
2	C500	105	Steve LINSDELL	Paton 500	b	6	10:33.292	2.129	71.626	1:43.547	73.010	5
3	C500	36	Neill McWHIRTER	Manx Norton 500	a	6	10:35.396	4.233	71.389	1:43.520	73.029	2
4	C1000	12	Richard FORD	Norton 920	b	6	10:39.975	8.812	70.878	1:43.999	72.693	6
5	C1000	31	Mark CONNOLLY	Triumph Trident 970	a	6	10:47.333	16.170	70.072	1:44.310	72.476	6
6	C1000	11	John SCOTT	R North Triumph 930	a	6	10:49.792	18.629	69.807	1:46.305	71.116	6
7	C1000	51	Mark MORGAN	Norton 997 - Sam McKeown	b	6	10:50.435	19.272	69.738	1:46.105	71.250	2
8	C500	4	Billy LYLE	Drixton Honda 500 - Cairnduff	a	6	10:53.592	22.429	69.401	1:47.092	70.594	3
9	C500	50	Gary JAMISON	Honda 500	b	6	10:57.128	25.965	69.028	1:47.889	70.072	2
10	C500	44	Alan Bud JACKSON	Norton 500	a	6	11:03.299	32.136	68.385	1:48.180	69.884	6
11	C500	59	Anthony AMBLER	Drixton Honda 500	b	6	11:08.558	37.395	67.848	1:49.478	69.055	6
12	C1000	130	Mark CAPEWELL	Norton 920	c	6	11:12.616	41.453	67.438	1:50.398	68.480	6
13	C500	27	Trevor RUFUS	Drixton Honda 500	b	6	11:19.499	48.336	66.755	1:51.303	67.923	4
14	C500	20	Gary HUTTON	Honda 500	c	6	11:38.866	1:07.703	64.905	1:54.398	66.085	3
15	C500	77	Ian BOYD	Seeley G50 496	c	6	12:03.171	1:32.008	62.724	1:56.455	64.918	6
16	C500	211	Tim STEPHENSON	Tickle Manx Norton 500 - Gordon Bell	c	6	12:03.322	1:32.159	62.711	1:57.068	64.578	6
17	C500	43	Alex McVICKER	Honda 500	a	5	10:41.623	1 Lap	58.913	1:58.727	63.675	5
18	C500	68	Norman BOYD	Matchless 499	c	5	11:39.852	58.229	54.011	2:14.609	56.163	4

## Fastest Lap

C500	36	Neill McWHIRTER	Manx Norton 500	a						1:43.520	73.029	2
------	----	-----------------	-----------------	---	--	--	--	--	--	----------	--------	---

These Results are provisional and are subject to ratification by the Stewards of the Meeting.

Track	<b>Orritor</b>	Signed		Organising Club	<b>Cookstown &amp; District MCC</b>
Length(miles)	<b>2.1000</b>		Chief Timekeeper	Warmup Started	
Weather	<b>Sunny</b>			Race Started	<b>16:13:22.308</b>
Track	<b>Dry</b>	Issued At:	16:29:13	Gp Time Diff - b	<b>10.72 / c 22.61</b>



MCUI  
Ulster Centre  
Timing  
www.mcui-uc.org.uk



Powered by  
e-Laps II  
© 2008  
Walter Marks



CLASSIC 500cc/1000cc

Race 13 - Hayes Fuels Senior Classic

Saturday, 25 April 2009

DETAILED RESULT

CLASSIC 1000cc

Race Classification

**1** 67 Mark McGAW

Total Time **10:31.163** Avg Speed **71.867** Behind  
 Best Time **1:43.660** Best Speed **72.931** On **6** Gp **a**

Lap	Elapsed Time	Lap Time	Lap Speed
1	1:49.310	1:49.310	69.161
2	3:34.522	1:45.212	71.855
3	5:18.976	1:44.454	72.376
4	7:03.001	1:44.025	72.675
5	8:47.503	1:44.502	72.343
6	10:31.163	1:43.660	72.931

**4** 12 Richard FORD

Total Time **10:39.975** Avg Speed **70.878** Behind **8.812**  
 Best Time **1:43.999** Best Speed **72.693** On **6** Gp **b**

Lap	Elapsed Time	Lap Time	Lap Speed
1	1:52.567	1:52.567	67.160
2	3:39.078	1:46.511	70.979
3	5:25.936	1:46.858	70.748
4	7:11.079	1:45.143	71.902
5	8:55.976	1:44.897	72.071
6	10:39.975	1:43.999	72.693

**5** 31 Mark CONNOLLY

Total Time **10:47.333** Avg Speed **70.072** Behind **16.170**  
 Best Time **1:44.310** Best Speed **72.476** On **6** Gp **a**

Lap	Elapsed Time	Lap Time	Lap Speed
1	1:52.735	1:52.735	67.060
2	3:39.900	1:47.165	70.545
3	5:28.559	1:48.659	69.575
4	7:15.703	1:47.144	70.559
5	9:03.023	1:47.320	70.444
6	10:47.333	1:44.310	72.476

**6** 11 John SCOTT

Total Time **10:49.792** Avg Speed **69.807** Behind **18.629**  
 Best Time **1:46.305** Best Speed **71.116** On **6** Gp **a**

Lap	Elapsed Time	Lap Time	Lap Speed
1	1:51.225	1:51.225	67.970
2	3:39.549	1:48.324	69.791
3	5:28.003	1:48.454	69.707
4	7:15.463	1:47.460	70.352
5	9:03.487	1:48.024	69.984
6	10:49.792	1:46.305	71.116

CLASSIC 1000cc

Race Classification

**7** 51 Mark MORGAN

Total Time **10:50.435** Avg Speed **69.738** Behind **19.272**  
 Best Time **1:46.105** Best Speed **71.250** On **2** Gp **b**

Lap	Elapsed Time	Lap Time	Lap Speed
1	1:52.215	1:52.215	67.371
2	3:38.320	1:46.105	71.250
3	5:25.153	1:46.833	70.765
4	7:11.558	1:46.405	71.049
5	9:00.780	1:49.222	69.217
6	10:50.435	1:49.655	68.944

**12** 130 Mark CAPEWELL

Total Time **11:12.616** Avg Speed **67.438** Behind **41.453**  
 Best Time **1:50.398** Best Speed **68.480** On **6** Gp **c**

Lap	Elapsed Time	Lap Time	Lap Speed
1	1:58.003	1:58.003	64.066
2	3:48.865	1:50.862	68.193
3	5:39.819	1:50.954	68.136
4	7:30.396	1:50.577	68.369
5	9:22.218	1:51.822	67.607
6	11:12.616	1:50.398	68.480



MCUI  
Ulster Centre  
Timing  
www.mcui-uc.org.uk



Powered by  
e-Laps II  
© 2008  
Walter Marks

# THE ROYAL HOTEL & BRAESIDE COOKSTOWN 100



CLASSIC 500cc/1000cc

Race 13 - Hayes Fuels Senior Classic

Saturday, 25 April 2009

## DETAILED RESULT

CLASSIC 500cc

### Race Classification

**2** 105 Steve LINSDELL

Total Time **10:33.292** Avg Speed **71.626** Behind **2.129**  
 Best Time **1:43.547** Best Speed **73.010** On **5** Gp **b**

Lap	Elapsed Time	Lap Time	Lap Speed
1	1:50.555	1:50.555	68.382
2	3:35.287	1:44.732	72.184
3	5:20.980	1:45.693	71.528
4	7:05.545	1:44.565	72.300
5	8:49.092	1:43.547	73.010
6	10:33.292	1:44.200	72.553

**3** 36 Neill McWHIRTER

Total Time **10:35.396** Avg Speed **71.389** Behind **4.233**  
 Best Time **1:43.520** Best Speed **73.029** On **2** Gp **a**

Lap	Elapsed Time	Lap Time	Lap Speed
1	1:51.458	1:51.458	67.828
2	3:34.978	1:43.520	73.029
3	5:19.295	1:44.317	72.471
4	7:03.465	1:44.170	72.574
5	8:48.414	1:44.949	72.035
6	10:35.396	1:46.982	70.666

**8** 4 Billy LYLE

Total Time **10:53.592** Avg Speed **69.401** Behind **22.429**  
 Best Time **1:47.092** Best Speed **70.594** On **3** Gp **a**

Lap	Elapsed Time	Lap Time	Lap Speed
1	1:55.661	1:55.661	65.363
2	3:43.718	1:48.057	69.963
3	5:30.810	1:47.092	70.594
4	7:18.614	1:47.804	70.127
5	9:06.204	1:47.590	70.267
6	10:53.592	1:47.388	70.399

**9** 50 Gary JAMISON

Total Time **10:57.128** Avg Speed **69.028** Behind **25.965**  
 Best Time **1:47.889** Best Speed **70.072** On **2** Gp **b**

Lap	Elapsed Time	Lap Time	Lap Speed
1	1:54.342	1:54.342	66.117
2	3:42.231	1:47.889	70.072
3	5:30.292	1:48.061	69.960
4	7:19.723	1:49.431	69.085
5	9:08.934	1:49.211	69.224
6	10:57.128	1:48.194	69.874

CLASSIC 500cc

### Race Classification

**10** 44 Alan Bud JACKSON

Total Time **11:03.299** Avg Speed **68.385** Behind **32.136**  
 Best Time **1:48.180** Best Speed **69.884** On **6** Gp **a**

Lap	Elapsed Time	Lap Time	Lap Speed
1	1:56.722	1:56.722	64.769
2	3:45.579	1:48.857	69.449
3	5:34.718	1:49.139	69.269
4	7:26.766	1:52.048	67.471
5	9:15.119	1:48.353	69.772
6	11:03.299	1:48.180	69.884

**11** 59 Anthony AMBLER

Total Time **11:08.558** Avg Speed **67.848** Behind **37.395**  
 Best Time **1:49.478** Best Speed **69.055** On **6** Gp **b**

Lap	Elapsed Time	Lap Time	Lap Speed
1	1:55.745	1:55.745	65.316
2	3:46.266	1:50.521	68.403
3	5:36.562	1:50.296	68.543
4	7:27.563	1:51.001	68.107
5	9:19.080	1:51.517	67.792
6	11:08.558	1:49.478	69.055

**13** 27 Trevor RUFUS

Total Time **11:19.499** Avg Speed **66.755** Behind **48.336**  
 Best Time **1:51.303** Best Speed **67.923** On **4** Gp **b**

Lap	Elapsed Time	Lap Time	Lap Speed
1	2:00.490	2:00.490	62.744
2	3:52.920	1:52.430	67.242
3	5:44.726	1:51.806	67.617
4	7:36.029	1:51.303	67.923
5	9:28.141	1:52.112	67.433
6	11:19.499	1:51.358	67.889

**14** 20 Gary HUTTON

Total Time **11:38.866** Avg Speed **64.905** Behind **1:07.703**  
 Best Time **1:54.398** Best Speed **66.085** On **3** Gp **c**

Lap	Elapsed Time	Lap Time	Lap Speed
1	2:00.499	2:00.499	62.739
2	3:55.819	1:55.320	65.557
3	5:50.217	1:54.398	66.085
4	7:46.289	1:56.072	65.132
5	9:42.244	1:55.955	65.198
6	11:38.866	1:56.622	64.825



MCUI  
Ulster Centre  
Timing  
www.mcui-uc.org.uk



Powered by  
e-Laps II  
© 2008  
Walter Marks



CLASSIC 500cc/1000cc

Race 13 - Hayes Fuels Senior Classic

Saturday, 25 April 2009

DETAILED RESULT

CLASSIC 500cc

**Race Classification**

**15 77 Ian BOYD**

Total Time **12:03.171** Avg Speed **62.724** Behind **1:32.008**  
 Best Time **1:56.455** Best Speed **64.918** On **6** Gp **c**

Lap	Elapsed Time	Lap Time	Lap Speed
1	2:06.114	2:06.114	59.946
2	4:07.262	2:01.148	62.403
3	6:07.734	2:00.472	62.753
4	8:08.010	2:00.276	62.855
5	10:06.716	1:58.706	63.687
6	12:03.171	1:56.455	64.918

**16 211 Tim STEPHENSON**

Total Time **12:03.322** Avg Speed **62.711** Behind **1:32.159**  
 Best Time **1:57.068** Best Speed **64.578** On **6** Gp **c**

Lap	Elapsed Time	Lap Time	Lap Speed
1	2:07.209	2:07.209	59.430
2	4:07.366	2:00.157	62.918
3	6:08.037	2:00.671	62.650
4	8:08.231	2:00.194	62.898
5	10:06.254	1:58.023	64.055
6	12:03.322	1:57.068	64.578

**17 43 Alex McVICKER**

Total Time **10:41.623** Avg Speed **58.913** Behind **1 Lap**  
 Best Time **1:58.727** Best Speed **63.675** On **5** Gp **a**

Lap	Elapsed Time	Lap Time	Lap Speed
1	2:37.251	2:37.251	48.076
2	4:39.949	2:02.698	61.615
3	6:42.047	2:02.098	61.917
4	8:42.896	2:00.849	62.557
5	10:41.623	1:58.727	63.675

**18 68 Norman BOYD**

Total Time **11:39.852** Avg Speed **54.011** Behind **58.229**  
 Best Time **2:14.609** Best Speed **56.163** On **4** Gp **c**

Lap	Elapsed Time	Lap Time	Lap Speed
1	2:29.394	2:29.394	50.604
2	4:51.292	2:21.898	53.278
3	7:08.987	2:17.695	54.904
4	9:23.596	2:14.609	56.163
5	11:39.852	2:16.256	55.484




# THE ROYAL HOTEL & BRAESIDE COOKSTOWN 100

CLASSIC 500cc/1000cc

Race 13 - Hayes Fuels Senior Classic

## LAP CHART



1					3					5				
No	Name	G	Elapsed Time	Lap Time	No	Name	G	Elapsed Time	Lap Time	No	Name	G	Elapsed Time	Lap Time
67	Mark McGAW	a	1:49.310	1:49.310	67	Mark McGAW	a	5:18.976	1:44.454	67	Mark McGAW	a	8:47.503	1:44.502
105	Steve LINSDELL	b	1:50.555	1:50.555	36	Neill McWHIRTER	a	5:19.295	1:44.317	36	Neill McWHIRTER	a	8:48.414	1:44.949
11	John SCOTT	a	1:51.225	1:51.225	105	Steve LINSDELL	b	5:20.980	1:45.693	105	Steve LINSDELL	b	8:49.092	1:43.547
36	Neill McWHIRTER	a	1:51.458	1:51.458	51	Mark MORGAN	b	5:25.153	1:46.833	12	Richard FORD	b	8:55.976	1:44.897
51	Mark MORGAN	b	1:52.215	1:52.215	12	Richard FORD	b	5:25.936	1:46.858	51	Mark MORGAN	b	9:00.780	1:49.222
12	Richard FORD	b	1:52.567	1:52.567	11	John SCOTT	a	5:28.003	1:48.454	31	Mark CONNOLLY	a	9:03.023	1:47.320
31	Mark CONNOLLY	a	1:52.735	1:52.735	31	Mark CONNOLLY	a	5:28.559	1:48.659	11	John SCOTT	a	9:03.487	1:48.024
50	Gary JAMISON	b	1:54.342	1:54.342	50	Gary JAMISON	b	5:30.292	1:48.061	4	Billy LYLE	a	9:06.204	1:47.590
4	Billy LYLE	a	1:55.661	1:55.661	4	Billy LYLE	a	5:30.810	1:47.092	50	Gary JAMISON	b	9:08.934	1:49.211
59	Anthony AMBLER	b	1:55.745	1:55.745	44	Alan Bud JACKSON	a	5:34.718	1:49.139	44	Alan Bud JACKSON	a	9:15.119	1:48.353
44	Alan Bud JACKSON	a	1:56.722	1:56.722	59	Anthony AMBLER	b	5:36.562	1:50.296	59	Anthony AMBLER	b	9:19.080	1:51.517
130	Mark CAPEWELL	c	1:58.003	1:58.003	130	Mark CAPEWELL	c	5:39.819	1:50.954	130	Mark CAPEWELL	c	9:22.218	1:51.822
27	Trevor RUFUS	b	2:00.490	2:00.490	27	Trevor RUFUS	b	5:44.726	1:51.806	27	Trevor RUFUS	b	9:28.141	1:52.112
20	Gary HUTTON	c	2:00.499	2:00.499	20	Gary HUTTON	c	5:50.217	1:54.398	20	Gary HUTTON	c	9:42.244	1:55.955
77	Ian BOYD	c	2:06.114	2:06.114	77	Ian BOYD	c	6:07.734	2:00.472	211	Tim STEPHENSON	c	10:06.254	1:58.023
211	Tim STEPHENSON	c	2:07.209	2:07.209	211	Tim STEPHENSON	c	6:08.037	2:00.671	77	Ian BOYD	c	10:06.716	1:58.706
68	Norman BOYD	c	2:29.394	2:29.394	43	Alex McVICKER	a	6:42.047	2:02.098	43	Alex McVICKER	a	10:41.623	1:58.727
43	Alex McVICKER	a	2:37.251	2:37.251	68	Norman BOYD	c	7:08.987	2:17.695	68	Norman BOYD	c	11:39.852	2:16.256

2					4					6				
No	Name	G	Elapsed Time	Lap Time	No	Name	G	Elapsed Time	Lap Time	No	Name	G	Elapsed Time	Lap Time
67	Mark McGAW	a	3:34.522	1:45.212	67	Mark McGAW	a	7:03.001	1:44.025	67	Mark McGAW	a	10:31.163	1:43.660
36	Neill McWHIRTER	a	3:34.978	1:43.520	36	Neill McWHIRTER	a	7:03.465	1:44.170	105	Steve LINSDELL	b	10:33.292	1:44.200
105	Steve LINSDELL	b	3:35.287	1:44.732	105	Steve LINSDELL	b	7:05.545	1:44.565	36	Neill McWHIRTER	a	10:35.396	1:46.982
51	Mark MORGAN	b	3:38.320	1:46.105	12	Richard FORD	b	7:11.079	1:45.143	12	Richard FORD	b	10:39.975	1:43.999
12	Richard FORD	b	3:39.078	1:46.511	51	Mark MORGAN	b	7:11.558	1:46.405	31	Mark CONNOLLY	a	10:47.333	1:44.310
11	John SCOTT	a	3:39.549	1:48.324	11	John SCOTT	a	7:15.463	1:47.460	11	John SCOTT	a	10:49.792	1:46.305
31	Mark CONNOLLY	a	3:39.900	1:47.165	31	Mark CONNOLLY	a	7:15.703	1:47.144	51	Mark MORGAN	b	10:50.435	1:49.655
50	Gary JAMISON	b	3:42.231	1:47.889	4	Billy LYLE	a	7:18.614	1:47.804	4	Billy LYLE	a	10:53.592	1:47.388
4	Billy LYLE	a	3:43.718	1:48.057	50	Gary JAMISON	b	7:19.723	1:49.431	50	Gary JAMISON	b	10:57.128	1:48.194
44	Alan Bud JACKSON	a	3:45.579	1:48.857	44	Alan Bud JACKSON	a	7:26.766	1:52.048	44	Alan Bud JACKSON	a	11:03.299	1:48.180
59	Anthony AMBLER	b	3:46.266	1:50.521	59	Anthony AMBLER	b	7:27.563	1:51.001	59	Anthony AMBLER	b	11:08.558	1:49.478
130	Mark CAPEWELL	c	3:48.865	1:50.862	130	Mark CAPEWELL	c	7:30.396	1:50.577	130	Mark CAPEWELL	c	11:12.616	1:50.398
27	Trevor RUFUS	b	3:52.920	1:52.430	27	Trevor RUFUS	b	7:36.029	1:51.303	27	Trevor RUFUS	b	11:19.499	1:51.358
20	Gary HUTTON	c	3:55.819	1:55.320	20	Gary HUTTON	c	7:46.289	1:56.072	20	Gary HUTTON	c	11:38.866	1:56.622
77	Ian BOYD	c	4:07.262	2:01.148	77	Ian BOYD	c	8:08.010	2:00.276	77	Ian BOYD	c	12:03.171	1:56.455
211	Tim STEPHENSON	c	4:07.366	2:00.157	211	Tim STEPHENSON	c	8:08.231	2:00.194	211	Tim STEPHENSON	c	12:03.322	1:57.068
43	Alex McVICKER	a	4:39.949	2:02.698	43	Alex McVICKER	a	8:42.896	2:00.849					
68	Norman BOYD	c	4:51.292	2:21.898	68	Norman BOYD	c	9:23.596	2:14.609					