



Royal Hotel
& BRAESIDE

COOKSTOWN 100

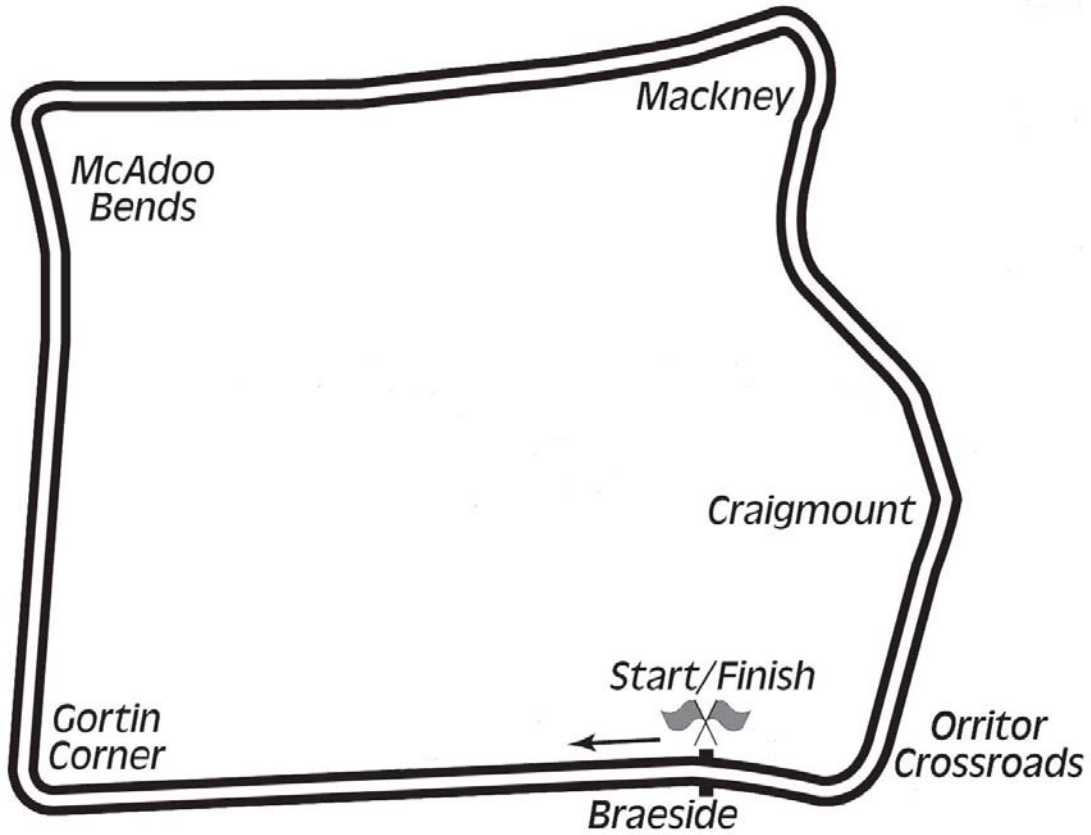
Friday 24th & Saturday 25th April 2009

promoted by Cookstown & District MCC
www.cookstown100.com

REID Bros. & R & M GREENKEEPER LTD.
CLASSIC 250cc / 350cc CLASSES



Orritor Circuit 2.1 miles



LAP RECORDS

Class	Rider	Machine	m	s	mph	Year
125cc	Darran Lindsay	Honda	1	34.778	79.765	2005
250cc	Michael Dunlop	Honda	1	30.908	83.161	2008
Supertwins (with 250s)	Adrian Mullen	Suzuki 650	1	38.032	77.118	2008
Supersport	Keith Amor	Honda	1	25.190	88.743	2008
Open 1000cc	Keith Amor	Honda 600	1	24.927	89.018	2008
Senior Support	Gary Robinson	Yamaha 600	1	29.956	84.041	2007
Junior Support	Michael Dunlop	Yamaha 250	1	36.181	78.602	2006
Classic 1000cc	Wattie Brown	Norton 920	1	40.273	75.394	2006
Classic 500cc	Colin Rodgers	Honda	1	42.787	73.550	2004
Classic 350cc	Paul Coward	Honda	1	43.421	73.099	2004
Classic 250cc	Geoff McMullan	Suzuki	1	47.294	70.461	2006




CLASSIC 250cc/350cc

Group A Qualifying

Friday, 24 April 2009

Pos	Class	No	Name	Machine / Sponsor	----- Best Lap -----			On	Laps
					Time	Behind	Speed		
Qualifying Classification									
1	C350	66	Ed MANLY jnr	Honda 350	1:59.309		63.365	3	5
2	C350	16	John BURROWS	Honda 350 - Gerry O Sullivan	2:01.296	1.987	62.327	4	4
3	C350	67	Mark McGAW	Honda 350	2:02.864	3.555	61.531	4	4
4	C350	8	Allan BREW	Drixton Aermacchi 350 - Mike & Dawn Jacobs	2:04.014	4.705	60.961	4	5
5	C350	58	Ian AMBLER	Honda 350	2:06.881	7.572	59.583	4	5
6	C350	27	Trevor RUFUS	Drixton Honda 350	2:06.934	7.625	59.559	4	5
7	C350	4	Billy LYLE	Honda 350 - Stewart	2:09.519	10.210	58.370	2	3
8	C350	59	Anthony AMBLER	Honda 350 - Nixon	2:10.250	10.941	58.042	3	5
9	C350	72	Gerry O KANE jnr	Honda 350	2:12.895	13.586	56.887	2	4
10	C350	100	Andy HUNT	Seeley AJS 7R	2:14.131	14.822	56.363	4	5
11	C350	2	Freddie STEWART	Honda 350	2:15.013	15.704	55.995	4	5
12	C350	50	Gary JAMISON	Honda 350	2:16.382	17.073	55.433	2	4
13	C350	9	Philip RIDDALL	Aermacchi 350 - TLR	2:24.008	24.699	52.497	4	4
14	C350	211	Tim STEPHENSON	Seeley Honda 350 - John Bell	15:40:12.165	15:38:12.856	0.000	1	1

These Results are provisional and are subject to ratification by the Stewards of the Meeting.

Track	Orritor	Signed  Chief Timekeeper	Organising Club	Cookstown & District MCC
Length(miles)	2.1000		Qualifying Started	0.000
Weather	Rain	Issued At:	16:08:48	
Track	Wet			



MCUI
Ulster Centre
Timing
www.mcui-uc.org.uk



Powered by
e-Laps II
© 2008
Walter Marks



CLASSIC 250cc/350cc

Group A Qualifying

Friday, 24 April 2009

DETAILED RESULT

CLASSIC 350cc

Qualifying Classification

Position

1 66 Ed MANLY jnr

Behind

Best Time **1:59.309** Best Speed **63.365** On **3** Gp **a**

Lap	Elapsed Time	Lap Time	Lap Speed
1	15:40:33.286	15:40:33.286	0.000
2	15:42:35.704	2:02.418	61.756
3	15:44:35.013	1:59.309	63.365
4	15:46:37.084	2:02.071	61.931
5	15:49:05.151	2:28.067	51.058

2 16 John BURROWS

Behind **1.987**

Best Time **2:01.296** Best Speed **62.327** On **4** Gp **a**

Lap	Elapsed Time	Lap Time	Lap Speed
1	15:40:46.436	15:40:46.436	0.000
2	15:42:48.187	2:01.751	62.094
3	15:44:50.355	2:02.168	61.882
4	15:46:51.651	2:01.296	62.327

3 67 Mark McGAW

Behind **3.555**

Best Time **2:02.864** Best Speed **61.531** On **4** Gp **a**

Lap	Elapsed Time	Lap Time	Lap Speed
1	15:41:17.837	15:41:17.837	0.000
2	15:43:24.982	2:07.145	59.460
3	15:45:28.882	2:03.900	61.017
4	15:47:31.746	2:02.864	61.531

4 8 Allan BREW

Behind **4.705**

Best Time **2:04.014** Best Speed **60.961** On **4** Gp **a**

Lap	Elapsed Time	Lap Time	Lap Speed
1	15:40:14.041	15:40:14.041	0.000
2	15:42:23.007	2:08.966	58.620
3	15:44:29.180	2:06.173	59.918
4	15:46:33.194	2:04.014	60.961
5	15:48:42.914	2:09.720	58.279

CLASSIC 350cc

Qualifying Classification

Position

5 58 Ian AMBLER

Behind **7.572**

Best Time **2:06.881** Best Speed **59.583** On **4** Gp **a**

Lap	Elapsed Time	Lap Time	Lap Speed
1	15:40:12.969	15:40:12.969	0.000
2	15:42:22.872	2:09.903	58.197
3	15:44:32.108	2:09.236	58.498
4	15:46:38.989	2:06.881	59.583
5	15:48:46.393	2:07.404	59.339

6 27 Trevor RUFUS

Behind **7.625**

Best Time **2:06.934** Best Speed **59.559** On **4** Gp **a**

Lap	Elapsed Time	Lap Time	Lap Speed
1	15:40:31.026	15:40:31.026	0.000
2	15:42:45.986	2:14.960	56.017
3	15:44:55.864	2:09.878	58.208
4	15:47:02.798	2:06.934	59.559
5	15:49:43.357	2:40.559	47.085

7 4 Billy LYLE

Behind **10.210**

Best Time **2:09.519** Best Speed **58.370** On **2** Gp **a**

Lap	Elapsed Time	Lap Time	Lap Speed
1	15:40:30.193	15:40:30.193	0.000
2	15:42:39.712	2:09.519	58.370
3	15:49:46.068	7:06.356	17.732

8 59 Anthony AMBLER

Behind **10.941**

Best Time **2:10.250** Best Speed **58.042** On **3** Gp **a**

Lap	Elapsed Time	Lap Time	Lap Speed
1	15:40:23.131	15:40:23.131	0.000
2	15:42:36.953	2:13.822	56.493
3	15:44:47.203	2:10.250	58.042
4	15:46:58.286	2:11.083	57.673
5	15:49:23.076	2:24.790	52.214

9 72 Gerry O KANE jnr

Behind **13.586**

Best Time **2:12.895** Best Speed **56.887** On **2** Gp **a**

Lap	Elapsed Time	Lap Time	Lap Speed
1	15:40:37.435	15:40:37.435	0.000
2	15:42:50.330	2:12.895	56.887
3	15:45:05.307	2:14.977	56.010
4	15:47:23.704	2:18.397	54.625



CLASSIC 250cc/350cc

Group A Qualifying

Friday, 24 April 2009

DETAILED RESULT

CLASSIC 350cc

Qualifying Classification

Position

10 100 Andy HUNT

Behind **14.822**

Best Time **2:14.131** Best Speed **56.363** On **4** Gp **a**

Lap	Elapsed Time	Lap Time	Lap Speed
1	15:40:32.581	15:40:32.581	0.000
2	15:42:47.892	2:15.311	55.871
3	15:45:04.879	2:16.987	55.188
4	15:47:19.010	2:14.131	56.363
5	15:49:44.527	2:25.517	51.953

11 2 Freddie STEWART

Behind **15.704**

Best Time **2:15.013** Best Speed **55.995** On **4** Gp **a**

Lap	Elapsed Time	Lap Time	Lap Speed
1	15:40:29.927	15:40:29.927	0.000
2	15:42:45.511	2:15.584	55.759
3	15:45:06.929	2:21.418	53.459
4	15:47:21.942	2:15.013	55.995
5	15:49:58.311	2:36.369	48.347

12 50 Gary JAMISON

Behind **17.073**

Best Time **2:16.382** Best Speed **55.433** On **2** Gp **a**

Lap	Elapsed Time	Lap Time	Lap Speed
1	15:40:48.237	15:40:48.237	0.000
2	15:43:04.619	2:16.382	55.433
3	15:45:24.207	2:19.588	54.159
4	15:47:44.233	2:20.026	53.990

13 9 Philip RIDDALL

Behind **24.699**

Best Time **2:24.008** Best Speed **52.497** On **4** Gp **a**

Lap	Elapsed Time	Lap Time	Lap Speed
1	15:41:09.152	15:41:09.152	0.000
2	15:43:36.917	2:27.765	51.162
3	15:46:02.482	2:25.565	51.936
4	15:48:26.490	2:24.008	52.497

14 211 Tim STEPHENSON

Behind **15:38:12.85**

Best Time **15:40:12.16** Best Speed **0.000** On **1** Gp **a**

Lap	Elapsed Time	Lap Time	Lap Speed
1	15:40:12.165	15:40:12.165	0.000






CLASSIC 250cc/350cc

Group B Qualifying

Friday, 24 April 2009

Pos	Class	No	Name	Machine / Sponsor	----- Best Lap -----			On	Laps
					Time	Behind	Speed		
Qualifying Classification									
1	C250	49	Kevin STROWGER	Suzuki 250	1:59.386		63.324	5	5
2	C250	44	Alan Bud JACKSON	Suzuki 250	2:03.470	4.084	61.229	5	5
3	C350	110	Denis GALLAGHER	Drixton Honda 350	2:04.854	5.468	60.551	4	5
4	C350	191	Tony WILLIS	BSA 350	2:09.814	10.428	58.237	4	5
5	C250	76	Philip SHAW	Suzuki 250	2:11.938	12.552	57.300	3	5
6	C250	63	Davy CRAWFORD	Honda 200 - Dempster	2:16.032	16.646	55.575	4	4
7	C250	43	Alex McVICKER	Honda 250 - John Ennis	2:18.938	19.552	54.413	3	4
8	C250	10	Chris BLAIR	Suzuki 250	2:24.694	25.308	52.248	4	4
9	C350	52	Michael THOMAS	Honda 350	2:26.030	26.644	51.770	4	4
10	C250	30	Robert WRIGHT	Honda 250	2:27.897	28.511	51.117	3	4
11	C350	38	William STEWART	Honda 350	2:35.250	35.864	48.696	4	4
12	C250	3	Geoff McMULLAN	Suzuki 250	2:37.709	38.323	47.936	1	1
13	C250	34	Trevor STEWART	Honda 250	2:39.734	40.348	47.329	4	4
14	C350	64	Norman MAY	Honda 350	2:45.878	46.492	45.576	3	3
15	C250	40	Barry DAVIDSON	Honda 198 - Dempster	2:58.310	58.924	42.398	1	1
16	C350	18	Thomas HOGG	Honda 350 - Leonard	4:45.404	2:46.018	26.489	1	1

These Results are provisional and are subject to ratification by the Stewards of the Meeting.

Track	Orritor	Signed		Organising Club	Cookstown & District MCC
Length(miles)	2.1000		Chief Timekeeper	Qualifying Started	15:52:20.000
Weather	Rain	Issued At:	16:04:41		
Track	Wet				



MCUI
Ulster Centre
Timing
www.mcui-uc.org.uk



Powered by
e-Laps II
© 2008
Walter Marks



CLASSIC 250cc/350cc

Group B Qualifying

Friday, 24 April 2009

DETAILED RESULT

CLASSIC 250cc

Qualifying Classification

Position

1 49 Kevin STROWGER

Behind

Best Time **1:59.386** Best Speed **63.324** On **5** Gp **a**

Lap	Elapsed Time	Lap Time	Lap Speed
1	3:17.262	3:17.262	38.325
2	5:21.480	2:04.218	60.861
3	7:22.104	2:00.624	62.674
4	9:24.635	2:02.531	61.699
5	11:24.021	1:59.386	63.324

2 44 Alan Bud JACKSON

Behind **4.084**

Best Time **2:03.470** Best Speed **61.229** On **5** Gp **a**

Lap	Elapsed Time	Lap Time	Lap Speed
1	3:00.025	3:00.025	41.994
2	5:05.669	2:05.644	60.170
3	7:11.788	2:06.119	59.943
4	9:15.891	2:04.103	60.917
5	11:19.361	2:03.470	61.229

5 76 Philip SHAW

Behind **12.552**

Best Time **2:11.938** Best Speed **57.300** On **3** Gp **a**

Lap	Elapsed Time	Lap Time	Lap Speed
1	2:49.863	2:49.863	44.506
2	5:04.847	2:14.984	56.007
3	7:16.785	2:11.938	57.300
4	9:33.771	2:16.986	55.188
5	11:53.710	2:19.939	54.024

6 63 Davy CRAWFORD

Behind **16.646**

Best Time **2:16.032** Best Speed **55.575** On **4** Gp **a**

Lap	Elapsed Time	Lap Time	Lap Speed
1	2:49.633	2:49.633	44.567
2	5:13.636	2:24.003	52.499
3	7:31.935	2:18.299	54.664
4	9:47.967	2:16.032	55.575

CLASSIC 250cc

Qualifying Classification

Position

7 43 Alex McVICKER

Behind **19.552**

Best Time **2:18.938** Best Speed **54.413** On **3** Gp **a**

Lap	Elapsed Time	Lap Time	Lap Speed
1	2:30.125	2:30.125	50.358
2	4:51.507	2:21.382	53.472
3	7:10.445	2:18.938	54.413
4	9:33.199	2:22.754	52.958

8 10 Chris BLAIR

Behind **25.308**

Best Time **2:24.694** Best Speed **52.248** On **4** Gp **a**

Lap	Elapsed Time	Lap Time	Lap Speed
1	3:45.507	3:45.507	33.524
2	6:20.235	2:34.728	48.860
3	8:50.749	2:30.514	50.228
4	11:15.443	2:24.694	52.248

10 30 Robert WRIGHT

Behind **28.511**

Best Time **2:27.897** Best Speed **51.117** On **3** Gp **a**

Lap	Elapsed Time	Lap Time	Lap Speed
1	3:04.046	3:04.046	41.077
2	5:36.017	2:31.971	49.746
3	8:03.914	2:27.897	51.117
4	10:33.412	2:29.498	50.569

12 3 Geoff McMULLAN

Behind **38.323**

Best Time **2:37.709** Best Speed **47.936** On **1** Gp **a**

Lap	Elapsed Time	Lap Time	Lap Speed
1	2:37.709	2:37.709	47.936

13 34 Trevor STEWART

Behind **40.348**

Best Time **2:39.734** Best Speed **47.329** On **4** Gp **a**

Lap	Elapsed Time	Lap Time	Lap Speed
1	3:08.881	3:08.881	40.025
2	5:52.458	2:43.577	46.217
3	8:34.698	2:42.240	46.598
4	11:14.432	2:39.734	47.329

THE ROYAL HOTEL & BRAESIDE COOKSTOWN 100

CLASSIC 250cc/350cc

Group B Qualifying

Friday, 24 April 2009

DETAILED RESULT

CLASSIC 250cc



Qualifying Classification

Position

15 40 Barry DAVIDSON

Behind 58.924

Best Time 2:58.310 Best Speed 42.398 On 1 Gp a

Lap	Elapsed Time	Lap Time	Lap Speed
1	2:58.310	2:58.310	42.398



CLASSIC 250cc/350cc

Group B Qualifying

Friday, 24 April 2009

DETAILED RESULT

CLASSIC 350cc

Qualifying Classification

Position

3 110 Denis GALLAGHER

Behind 5.468

Best Time 2:04.854 Best Speed 60.551 On 4 Gp a

Lap	Elapsed Time	Lap Time	Lap Speed
1	3:16.519	3:16.519	38.470
2	5:25.623	2:09.104	58.557
3	7:30.541	2:04.918	60.520
4	9:35.395	2:04.854	60.551
5	11:55.154	2:19.759	54.093

4 191 Tony WILLIS

Behind 10.428

Best Time 2:09.814 Best Speed 58.237 On 4 Gp a

Lap	Elapsed Time	Lap Time	Lap Speed
1	3:04.673	3:04.673	40.937
2	5:19.476	2:14.803	56.082
3	7:30.110	2:10.634	57.872
4	9:39.924	2:09.814	58.237
5	12:01.806	2:21.882	53.284

9 52 Michael THOMAS

Behind 26.644

Best Time 2:26.030 Best Speed 51.770 On 4 Gp a

Lap	Elapsed Time	Lap Time	Lap Speed
1	3:18.719	3:18.719	38.044
2	5:53.009	2:34.290	48.999
3	8:22.100	2:29.091	50.707
4	10:48.130	2:26.030	51.770

11 38 William STEWART

Behind 35.864

Best Time 2:35.250 Best Speed 48.696 On 4 Gp a

Lap	Elapsed Time	Lap Time	Lap Speed
1	3:05.091	3:05.091	40.845
2	5:41.727	2:36.636	48.265
3	8:22.140	2:40.413	47.128
4	10:57.390	2:35.250	48.696

14 64 Norman MAY

Behind 46.492

Best Time 2:45.878 Best Speed 45.576 On 3 Gp a

Lap	Elapsed Time	Lap Time	Lap Speed
1	4:00.401	4:00.401	31.447
2	6:49.643	2:49.242	44.670
3	9:35.521	2:45.878	45.576

CLASSIC 350cc

Qualifying Classification

Position

16 18 Thomas HOGG

Behind 2:46.018

Best Time 4:45.404 Best Speed 26.489 On 1 Gp a

Lap	Elapsed Time	Lap Time	Lap Speed
1	4:45.404	4:45.404	26.489




THE ROYAL HOTEL & BRAESIDE COOKSTOWN

CLASSIC 250cc/350cc

Combined Qualifying


Friday, 24 April 2009



-----Best Time / Qual Laps-----

Pos	Class	No	Name	Session A	Session B	Overall Best Time / Speed / Total Qual Laps
Qualifying Classification						
1	C350	66	Ed MANLY jnr	1:59.309	-----	1:59.309 63.365
2	C250	49	Kevin STROWGER	-----	1:59.386	1:59.386 63.324
3	C350	16	John BURROWS	2:01.296	-----	2:01.296 62.327
4	C350	67	Mark McGAW	2:02.864	-----	2:02.864 61.531
5	C250	44	Alan Bud JACKSON	-----	2:03.470	2:03.470 61.229
6	C350	8	Allan BREW	2:04.014	-----	2:04.014 60.961
7	C350	110	Denis GALLAGHER	-----	2:04.854	2:04.854 60.551
8	C350	58	Ian AMBLER	2:06.881	-----	2:06.881 59.583
9	C350	27	Trevor RUFUS	2:06.934	-----	2:06.934 59.559
10	C350	4	Billy LYLE	2:09.519	-----	2:09.519 58.370
11	C350	191	Tony WILLIS	-----	2:09.814	2:09.814 58.237
12	C350	59	Anthony AMBLER	2:10.250	-----	2:10.250 58.042
13	C250	76	Philip SHAW	-----	2:11.938	2:11.938 57.300
14	C350	72	Gerry O KANE jnr	2:12.895	-----	2:12.895 56.887
15	C350	100	Andy HUNT	2:14.131	-----	2:14.131 56.363
16	C350	2	Freddie STEWART	2:15.013	-----	2:15.013 55.995
17	C250	63	Davy CRAWFORD	-----	2:16.032	2:16.032 55.575
18	C350	50	Gary JAMISON	2:16.382	-----	2:16.382 55.433
19	C250	43	Alex McVICKER	-----	2:18.938	2:18.938 54.413
20	C350	9	Philip RIDDALL	2:24.008	-----	2:24.008 52.497
21	C250	10	Chris BLAIR	-----	2:24.694	2:24.694 52.248
22	C350	52	Michael THOMAS	-----	2:26.030	2:26.030 51.770
23	C250	30	Robert WRIGHT	-----	2:27.897	2:27.897 51.117
24	C350	38	William STEWART	-----	2:35.250	2:35.250 48.696
25	C250	3	Geoff McMULLAN	-----	2:37.709	2:37.709 47.936
26	C350	34	Trevor STEWART	-----	2:39.734	2:39.734 47.329
27	C350	64	Norman MAY	-----	2:45.878	2:45.878 45.576
28	C250	40	Barry DAVIDSON	-----	2:58.310	2:58.310 42.398
29	C350	18	Thomas HOGG	-----	4:45.404	4:45.404 26.489
30	C350	211	Tim STEPHENSON	15:40:12.165	-----	15:40:12.1 0.000

These Results are provisional and are subject to ratification by the Stewards of the Meeting.

Track	Orritor	Signed	 Chief Timekeeper	Organising Club	Cookstown & District MCC
Length(miles)	2.1000	Issued At:			
Weather	Rain				
Track	Wet				



MCUI
Ulster Centre
Timing
www.mcui-uc.org.uk



nitec



2&4
WHEEL MOTORSPORT
STEERING GROUP LTD.



Powered by
e-Laps II
© 2008
Walter Marks

ROYAL HOTEL & BRAESIDE COOKSTOWN 100

CLASSIC 250cc / 350cc

Orritor 2.100 Miles

R5: Reid Bros. Race A

25/04/2009 11:50

Race (8 Laps)

RACE 5 - CLASSIC 250 / 350 A

11	<u>10</u> A	<u>52</u> B	
10	<u>50</u> A	<u>43</u> B	<u>9</u> C
9	<u>100</u> A	<u>2</u> B	<u>63</u> C
8	A	B	C
7	<u>72</u> A	B	<u>76</u> B
6	<u>191</u> A	<u>59</u> B	<u>4</u> C
5	<u>58</u> A	<u>27</u> B	C
4	A	B	C
3	<u>110</u> A	B	<u>8</u> A
2	<u>67</u> A	<u>44</u> B	<u>16</u> C
1	<u>66</u> A	<u>49</u> B	C



Provisional results subject to confirmation by the Stewards of the Meeting

Orbits 4

Promoted by Cookstown & District MCC

www.amb-it.com

MCUI (Ulster Centre) Timing

www.mylaps.com

Licensed to: MCUI

THE ROYAL HOTEL & BRAESIDE COOKSTOWN 100



CLASSIC 250cc/350cc

Race 5 - Reid Bros. Junior Classic A

Saturday, 25 April 2009

Pos	Class	No	Name	Machine / Sponsor	Gp	Laps	Total Time	Behind	Speed	-----Best Lap-----		
										Time	Speed	On
Race Classification												
1	C350	16	John BURROWS	Honda 350 - Gerry O Sullivan	a	6	11:00.765		68.648	1:48.476	69.693	4
2	C350	110	Denis GALLAGHER	Drixton Honda 350	a	6	11:02.052	1.287	68.514	1:47.928	70.047	5
3	C250	3	Geoff McMULLAN	Suzuki 250	c	6	11:04.885	4.120	68.222	1:49.090	69.301	3
4	C350	66	Ed MANLY jnr	Honda 350	a	6	11:05.481	4.716	68.161	1:48.578	69.627	4
5	C250	44	Alan Bud JACKSON	Suzuki 250	a	6	11:15.715	14.950	67.129	1:49.008	69.353	2
6	C350	58	Ian AMBLER	Honda 350	b	6	11:25.791	25.026	66.143	1:52.365	67.281	2
7	C350	27	Trevor RUFUS	Drixton Honda 350	b	6	11:32.504	31.739	65.501	1:53.075	66.858	5
8	C350	2	Freddie STEWART	Honda 350	c	6	11:40.630	39.865	64.742	1:53.320	66.714	5
9	C250	49	Kevin STROWGER	Suzuki 250	a	6	11:43.823	43.058	64.448	1:50.336	68.518	2
10	C350	4	Billy LYLE	Honda 350 - Stewart	b	6	11:44.309	43.544	64.404	1:54.168	66.218	4
11	C350	59	Anthony AMBLER	Honda 350 - Nixon	b	6	11:45.933	45.168	64.255	1:53.878	66.387	3
12	C250	76	Philip SHAW	Suzuki 250	a	6	12:07.597	1:06.832	62.342	1:56.428	64.933	4
13	C350	100	Andy HUNT	Seeley AJS 7R	c	6	12:11.333	1:10.568	62.024	1:59.654	63.182	3
14	C250	43	Alex McVICKER	Honda 250 - John Ennis	c	6	12:28.105	1:27.340	60.633	2:00.677	62.647	4
15	C250	63	Davy CRAWFORD	Honda 200 - Dempster	c	6	12:30.959	1:30.194	60.403	2:00.153	62.920	4
16	C350	9	Philip RIDDALL	Aermacchi 350 - TLR	c	6	12:31.636	1:30.871	60.348	2:01.139	62.408	5
17	C350	72	Gerry O KANE jnr	Honda 350	b	6	12:49.395	1:48.630	58.955	2:04.427	60.759	2
18	C350	52	Michael THOMAS	Honda 350	c	5	11:20.700	1 Lap	55.531	2:13.337	56.698	3


Fastest Lap

C350	8	Allan BREW	Drixton Aermacchi 350 - Mike & Dawn	a						1:47.560	70.286	2
------	---	------------	-------------------------------------	---	--	--	--	--	--	----------	--------	---

Not Classified

DNF	C350	67	Mark McGAW	Honda 350	a	5	9:08.907	1 Lap	68.864	1:47.855	70.094	5
DNF	C350	8	Allan BREW	Drixton Aermacchi 350 - Mike & Dawn	a	5	9:09.250	0.343	68.821	1:47.560	70.286	2
DNF	C250	40	Barry DAVIDSON	Honda 198 - Dempster	c	5	10:29.950	1:21.043	60.005	2:03.417	61.256	2
DNF	C350	191	Tony WILLIS	BSA 350	b	4	8:23.589	2 Laps	60.049	2:01.473	62.236	2

These Results are provisional and are subject to ratification by the Stewards of the Meeting.


Track	Orritor	Signed		Organising Club	Cookstown & District MCC
Length(miles)	2.1000		Chief Timekeeper	Warmup Started	12:50:37.013
Weather	Sunny	Issued At:	13:08:32	Race Started	12:54:35.238
Track	Dry			Gp Time Diff - b 10.64 / c 22.82	



MCUI
Ulster Centre
Timing
www.mcui-uc.org.uk



Powered by
e-Laps II
© 2008
Walter Marks



CLASSIC 250cc/350cc

Race 5 - Reid Bros. Junior Classic A

Saturday, 25 April 2009

DETAILED RESULT

CLASSIC 250cc

Race Classification

3 **3 Geoff McMULLAN**
 Total Time **11:04.885** Avg Speed **68.222** Behind **4.120**
 Best Time **1:49.090** Best Speed **69.301** On **3** Gp **c**

Lap	Elapsed Time	Lap Time	Lap Speed
1	1:55.923	1:55.923	65.216
2	3:46.280	1:50.357	68.505
3	5:35.370	1:49.090	69.301
4	7:24.971	1:49.601	68.977
5	9:14.095	1:49.124	69.279
6	11:04.885	1:50.790	68.237

5 **44 Alan Bud JACKSON**
 Total Time **11:15.715** Avg Speed **67.129** Behind **14.950**
 Best Time **1:49.008** Best Speed **69.353** On **2** Gp **a**

Lap	Elapsed Time	Lap Time	Lap Speed
1	1:56.885	1:56.885	64.679
2	3:45.893	1:49.008	69.353
3	5:35.669	1:49.776	68.868
4	7:26.937	1:51.268	67.944
5	9:19.287	1:52.350	67.290
6	11:15.715	1:56.428	64.933

9 **49 Kevin STROWGER**
 Total Time **11:43.823** Avg Speed **64.448** Behind **43.058**
 Best Time **1:50.336** Best Speed **68.518** On **2** Gp **a**

Lap	Elapsed Time	Lap Time	Lap Speed
1	1:58.392	1:58.392	63.856
2	3:48.728	1:50.336	68.518
3	5:47.204	1:58.476	63.810
4	7:44.479	1:57.275	64.464
5	9:41.739	1:57.260	64.472
6	11:43.823	2:02.084	61.925

12 **76 Philip SHAW**
 Total Time **12:07.597** Avg Speed **62.342** Behind **1:06.832**
 Best Time **1:56.428** Best Speed **64.933** On **4** Gp **a**

Lap	Elapsed Time	Lap Time	Lap Speed
1	2:15.708	2:15.708	55.708
2	4:13.496	1:57.788	64.183
3	6:10.444	1:56.948	64.644
4	8:06.872	1:56.428	64.933
5	10:04.596	1:57.724	64.218
6	12:07.597	2:03.001	61.463

CLASSIC 250cc

Race Classification

14 **43 Alex McVICKER**
 Total Time **12:28.105** Avg Speed **60.633** Behind **1:27.340**
 Best Time **2:00.677** Best Speed **62.647** On **4** Gp **c**

Lap	Elapsed Time	Lap Time	Lap Speed
1	2:15.775	2:15.775	55.680
2	4:20.099	2:04.324	60.809
3	6:21.410	2:01.311	62.319
4	8:22.087	2:00.677	62.647
5	10:24.515	2:02.428	61.751
6	12:28.105	2:03.590	61.170

15 **63 Davy CRAWFORD**
 Total Time **12:30.959** Avg Speed **60.403** Behind **1:30.194**
 Best Time **2:00.153** Best Speed **62.920** On **4** Gp **c**

Lap	Elapsed Time	Lap Time	Lap Speed
1	2:09.910	2:09.910	58.194
2	4:11.216	2:01.306	62.322
3	6:11.436	2:00.220	62.885
4	8:11.589	2:00.153	62.920
5	10:12.801	2:01.212	62.370
6	12:30.959	2:18.158	54.720

Not Classified

DNF **40 Barry DAVIDSON**
 Total Time **10:29.950** Avg Speed **60.005** Behind **1:21.043**
 Best Time **2:03.417** Best Speed **61.256** On **2** Gp **c**

Lap	Elapsed Time	Lap Time	Lap Speed
1	2:06.234	2:06.234	59.889
2	4:09.651	2:03.417	61.256
3	6:14.760	2:05.109	60.427
4	8:20.128	2:05.368	60.302
5	10:29.950	2:09.822	58.234





CLASSIC 250cc/350cc

Race 5 - Reid Bros. Junior Classic A

Saturday, 25 April 2009

DETAILED RESULT

CLASSIC 350cc

Race Classification

1 16 John BURROWS

Total Time **11:00.765** Avg Speed **68.648** Behind
 Best Time **1:48.476** Best Speed **69.693** On **4** Gp **a**

Lap	Elapsed Time	Lap Time	Lap Speed
1	1:55.263	1:55.263	65.589
2	3:43.861	1:48.598	69.615
3	5:33.821	1:49.960	68.752
4	7:22.297	1:48.476	69.693
5	9:11.544	1:49.247	69.201
6	11:00.765	1:49.221	69.217

2 110 Denis GALLAGHER

Total Time **11:02.052** Avg Speed **68.514** Behind **1.287**
 Best Time **1:47.928** Best Speed **70.047** On **5** Gp **a**

Lap	Elapsed Time	Lap Time	Lap Speed
1	1:57.646	1:57.646	64.261
2	3:46.295	1:48.649	69.582
3	5:35.928	1:49.633	68.957
4	7:25.616	1:49.688	68.923
5	9:13.544	1:47.928	70.047
6	11:02.052	1:48.508	69.672

4 66 Ed MANLY jnr

Total Time **11:05.481** Avg Speed **68.161** Behind **4.716**
 Best Time **1:48.578** Best Speed **69.627** On **4** Gp **a**

Lap	Elapsed Time	Lap Time	Lap Speed
1	1:54.270	1:54.270	66.159
2	3:43.408	1:49.138	69.270
3	5:33.237	1:49.829	68.834
4	7:21.815	1:48.578	69.627
5	9:11.361	1:49.546	69.012
6	11:05.481	1:54.120	66.246

6 58 Ian AMBLER

Total Time **11:25.791** Avg Speed **66.143** Behind **25.026**
 Best Time **1:52.365** Best Speed **67.281** On **2** Gp **b**

Lap	Elapsed Time	Lap Time	Lap Speed
1	1:59.325	1:59.325	63.356
2	3:51.690	1:52.365	67.281
3	5:44.117	1:52.427	67.244
4	7:36.678	1:52.561	67.164
5	9:29.402	1:52.724	67.066
6	11:25.791	1:56.389	64.955

CLASSIC 350cc

Race Classification

7 27 Trevor RUFUS

Total Time **11:32.504** Avg Speed **65.501** Behind **31.739**
 Best Time **1:53.075** Best Speed **66.858** On **5** Gp **b**

Lap	Elapsed Time	Lap Time	Lap Speed
1	1:59.928	1:59.928	63.038
2	3:53.601	1:53.673	66.507
3	5:48.622	1:55.021	65.727
4	7:42.142	1:53.520	66.596
5	9:35.217	1:53.075	66.858
6	11:32.504	1:57.287	64.457

8 2 Freddie STEWART

Total Time **11:40.630** Avg Speed **64.742** Behind **39.865**
 Best Time **1:53.320** Best Speed **66.714** On **5** Gp **c**

Lap	Elapsed Time	Lap Time	Lap Speed
1	2:01.549	2:01.549	62.197
2	3:55.565	1:54.016	66.306
3	5:49.945	1:54.380	66.095
4	7:44.235	1:54.290	66.148
5	9:37.555	1:53.320	66.714
6	11:40.630	2:03.075	61.426

10 4 Billy LYLE

Total Time **11:44.309** Avg Speed **64.404** Behind **43.544**
 Best Time **1:54.168** Best Speed **66.218** On **4** Gp **b**

Lap	Elapsed Time	Lap Time	Lap Speed
1	2:03.421	2:03.421	61.254
2	3:57.940	1:54.519	66.015
3	5:52.125	1:54.185	66.208
4	7:46.293	1:54.168	66.218
5	9:41.585	1:55.292	65.573
6	11:44.309	2:02.724	61.602

11 59 Anthony AMBLER

Total Time **11:45.933** Avg Speed **64.255** Behind **45.168**
 Best Time **1:53.878** Best Speed **66.387** On **3** Gp **b**

Lap	Elapsed Time	Lap Time	Lap Speed
1	2:04.217	2:04.217	60.861
2	3:59.411	1:55.194	65.628
3	5:53.289	1:53.878	66.387
4	7:47.195	1:53.906	66.371
5	9:42.854	1:55.659	65.365
6	11:45.933	2:03.079	61.424





CLASSIC 250cc/350cc

Race 5 - Reid Bros. Junior Classic A

Saturday, 25 April 2009

DETAILED RESULT

CLASSIC 350cc

Race Classification

13 100 Andy HUNT

Total Time **12:11.333** Avg Speed **62.024** Behind **1:10.568**
 Best Time **1:59.654** Best Speed **63.182** On **3** Gp **c**

Lap	Elapsed Time	Lap Time	Lap Speed
1	2:05.950	2:05.950	60.024
2	4:07.235	2:01.285	62.333
3	6:06.889	1:59.654	63.182
4	8:07.579	2:00.690	62.640
5	10:08.417	2:00.838	62.563
6	12:11.333	2:02.916	61.505

16 9 Philip RIDDALL

Total Time **12:31.636** Avg Speed **60.348** Behind **1:30.871**
 Best Time **2:01.139** Best Speed **62.408** On **5** Gp **c**

Lap	Elapsed Time	Lap Time	Lap Speed
1	2:18.085	2:18.085	54.749
2	4:22.342	2:04.257	60.842
3	6:23.626	2:01.284	62.333
4	8:25.513	2:01.887	62.025
5	10:26.652	2:01.139	62.408
6	12:31.636	2:04.984	60.488

17 72 Gerry O KANE jnr

Total Time **12:49.395** Avg Speed **58.955** Behind **1:48.630**
 Best Time **2:04.427** Best Speed **60.759** On **2** Gp **b**

Lap	Elapsed Time	Lap Time	Lap Speed
1	2:16.507	2:16.507	55.382
2	4:20.934	2:04.427	60.759
3	6:26.715	2:05.781	60.104
4	8:32.071	2:05.356	60.308
5	10:38.782	2:06.711	59.663
6	12:49.395	2:10.613	57.881

18 52 Michael THOMAS

Total Time **11:20.700** Avg Speed **55.531** Behind **1 Lap**
 Best Time **2:13.337** Best Speed **56.698** On **3** Gp **c**

Lap	Elapsed Time	Lap Time	Lap Speed
1	2:17.864	2:17.864	54.837
2	4:31.292	2:13.428	56.660
3	6:44.629	2:13.337	56.698
4	8:58.414	2:13.785	56.509
5	11:20.700	2:22.286	53.132

Not Classified

CLASSIC 350cc

Not Classified

DNF 67 Mark McGAW

Total Time **9:08.907** Avg Speed **68.864** Behind **1 Lap**
 Best Time **1:47.855** Best Speed **70.094** On **5** Gp **a**

Lap	Elapsed Time	Lap Time	Lap Speed
1	1:54.570	1:54.570	65.986
2	3:43.249	1:48.679	69.563
3	5:32.255	1:49.006	69.354
4	7:21.052	1:48.797	69.487
5	9:08.907	1:47.855	70.094

DNF 8 Allan BREW

Total Time **9:09.250** Avg Speed **68.821** Behind **0.343**
 Best Time **1:47.560** Best Speed **70.286** On **2** Gp **a**

Lap	Elapsed Time	Lap Time	Lap Speed
1	1:57.133	1:57.133	64.542
2	3:44.693	1:47.560	70.286
3	5:32.752	1:48.059	69.962
4	7:21.373	1:48.621	69.600
5	9:09.250	1:47.877	70.080

DNF 191 Tony WILLIS

Total Time **8:23.589** Avg Speed **60.049** Behind **2 Laps**
 Best Time **2:01.473** Best Speed **62.236** On **2** Gp **b**

Lap	Elapsed Time	Lap Time	Lap Speed
1	2:08.731	2:08.731	58.727
2	4:10.204	2:01.473	62.236
3	6:15.394	2:05.190	60.388
4	8:23.589	2:08.195	58.973




THE ROYAL HOTEL & BRAESIDE COOKSTOWN 100

CLASSIC 250cc/350cc

Race 5 - Reid Bros. Junior Classic A

LAP CHART



1

No	Name	G	Elapsed Time	Lap Time
66	Ed MANLY jnr	a	1:54.270	1:54.270
67	Mark McGAW	a	1:54.570	1:54.570
16	John BURROWS	a	1:55.263	1:55.263
3	Geoff McMULLAN	c	1:55.923	1:55.923
44	Alan Bud JACKSON	a	1:56.885	1:56.885
8	Allan BREW	a	1:57.133	1:57.133
110	Denis GALLAGHER	a	1:57.646	1:57.646
49	Kevin STROWGER	a	1:58.392	1:58.392
58	Ian AMBLER	b	1:59.325	1:59.325
27	Trevor RUFUS	b	1:59.928	1:59.928
2	Freddie STEWART	c	2:01.549	2:01.549
4	Billy LYLE	b	2:03.421	2:03.421
59	Anthony AMBLER	b	2:04.217	2:04.217
100	Andy HUNT	c	2:05.950	2:05.950
40	Barry DAVIDSON	c	2:06.234	2:06.234
191	Tony WILLIS	b	2:08.731	2:08.731
63	Davy CRAWFORD	c	2:09.910	2:09.910
76	Philip SHAW	a	2:15.708	2:15.708
43	Alex McVICKER	c	2:15.775	2:15.775
72	Gerry O KANE jnr	b	2:16.507	2:16.507
52	Michael THOMAS	c	2:17.864	2:17.864
9	Philip RIDDALL	c	2:18.085	2:18.085

2

No	Name	G	Elapsed Time	Lap Time
67	Mark McGAW	a	3:43.249	1:48.679
66	Ed MANLY jnr	a	3:43.408	1:49.138
16	John BURROWS	a	3:43.861	1:48.598
8	Allan BREW	a	3:44.693	1:47.560
44	Alan Bud JACKSON	a	3:45.893	1:49.008
3	Geoff McMULLAN	c	3:46.280	1:50.357
110	Denis GALLAGHER	a	3:46.295	1:48.649
49	Kevin STROWGER	a	3:48.728	1:50.336
58	Ian AMBLER	b	3:51.690	1:52.365
27	Trevor RUFUS	b	3:53.601	1:53.673
2	Freddie STEWART	c	3:55.565	1:54.016
4	Billy LYLE	b	3:57.940	1:54.519
59	Anthony AMBLER	b	3:59.411	1:55.194
100	Andy HUNT	c	4:07.235	2:01.285
40	Barry DAVIDSON	c	4:09.651	2:03.417
191	Tony WILLIS	b	4:10.204	2:01.473
63	Davy CRAWFORD	c	4:11.216	2:01.306
76	Philip SHAW	a	4:13.496	1:57.788
43	Alex McVICKER	c	4:20.099	2:04.324
72	Gerry O KANE jnr	b	4:20.934	2:04.427
9	Philip RIDDALL	c	4:22.342	2:04.257
52	Michael THOMAS	c	4:31.292	2:13.428

3

No	Name	G	Elapsed Time	Lap Time
67	Mark McGAW	a	5:32.255	1:49.006
8	Allan BREW	a	5:32.752	1:48.059
66	Ed MANLY jnr	a	5:33.237	1:49.829
16	John BURROWS	a	5:33.821	1:49.960
3	Geoff McMULLAN	c	5:35.370	1:49.090
44	Alan Bud JACKSON	a	5:35.669	1:49.776
110	Denis GALLAGHER	a	5:35.928	1:49.633
58	Ian AMBLER	b	5:44.117	1:52.427
49	Kevin STROWGER	a	5:47.204	1:58.476
27	Trevor RUFUS	b	5:48.622	1:55.021
2	Freddie STEWART	c	5:49.945	1:54.380
4	Billy LYLE	b	5:52.125	1:54.185
59	Anthony AMBLER	b	5:53.289	1:53.878
100	Andy HUNT	c	6:06.889	1:59.654
76	Philip SHAW	a	6:10.444	1:56.948
63	Davy CRAWFORD	c	6:11.436	2:00.220
40	Barry DAVIDSON	c	6:14.760	2:05.109
191	Tony WILLIS	b	6:15.394	2:05.190
43	Alex McVICKER	c	6:21.410	2:01.311
9	Philip RIDDALL	c	6:23.626	2:01.284
72	Gerry O KANE jnr	b	6:26.715	2:05.781
52	Michael THOMAS	c	6:44.629	2:13.337

4

No	Name	G	Elapsed Time	Lap Time
67	Mark McGAW	a	7:21.052	1:48.797
8	Allan BREW	a	7:21.373	1:48.621
66	Ed MANLY jnr	a	7:21.815	1:48.578
16	John BURROWS	a	7:22.297	1:48.476
3	Geoff McMULLAN	c	7:24.971	1:49.601
110	Denis GALLAGHER	a	7:25.616	1:49.688
44	Alan Bud JACKSON	a	7:26.937	1:51.268
58	Ian AMBLER	b	7:36.678	1:52.561
27	Trevor RUFUS	b	7:42.142	1:53.520
2	Freddie STEWART	c	7:44.235	1:54.290
49	Kevin STROWGER	a	7:44.479	1:57.275
4	Billy LYLE	b	7:46.293	1:54.168
59	Anthony AMBLER	b	7:47.195	1:53.906
76	Philip SHAW	a	8:06.872	1:56.428
100	Andy HUNT	c	8:07.579	2:00.690
63	Davy CRAWFORD	c	8:11.589	2:00.153
40	Barry DAVIDSON	c	8:20.128	2:05.368
43	Alex McVICKER	c	8:22.087	2:00.677
191	Tony WILLIS	b	8:23.589	2:08.195
9	Philip RIDDALL	c	8:25.513	2:01.887
72	Gerry O KANE jnr	b	8:32.071	2:05.356
52	Michael THOMAS	c	8:58.414	2:13.785

5

No	Name	G	Elapsed Time	Lap Time
67	Mark McGAW	a	9:08.907	1:47.855
8	Allan BREW	a	9:09.250	1:47.877
66	Ed MANLY jnr	a	9:11.361	1:49.546
16	John BURROWS	a	9:11.544	1:49.247
110	Denis GALLAGHER	a	9:13.544	1:47.928
3	Geoff McMULLAN	c	9:14.095	1:49.124
44	Alan Bud JACKSON	a	9:19.287	1:52.350
58	Ian AMBLER	b	9:29.402	1:52.724
27	Trevor RUFUS	b	9:35.217	1:53.075
2	Freddie STEWART	c	9:37.555	1:53.320
4	Billy LYLE	b	9:41.585	1:55.292
49	Kevin STROWGER	a	9:41.739	1:57.260
59	Anthony AMBLER	b	9:42.854	1:55.659
76	Philip SHAW	a	10:04.596	1:57.724
100	Andy HUNT	c	10:08.417	2:00.838
63	Davy CRAWFORD	c	10:12.801	2:01.212
43	Alex McVICKER	c	10:24.515	2:02.428
9	Philip RIDDALL	c	10:26.652	2:01.139
40	Barry DAVIDSON	c	10:29.950	2:09.822
72	Gerry O KANE jnr	b	10:38.782	2:06.711
52	Michael THOMAS	c	11:20.700	2:22.286

6

No	Name	G	Elapsed Time	Lap Time
16	John BURROWS	a	11:00.765	1:49.221
110	Denis GALLAGHER	a	11:02.052	1:48.508
3	Geoff McMULLAN	c	11:04.885	1:50.790
66	Ed MANLY jnr	a	11:05.481	1:54.120
44	Alan Bud JACKSON	a	11:15.715	1:56.428
58	Ian AMBLER	b	11:25.791	1:56.389
27	Trevor RUFUS	b	11:32.504	1:57.287
2	Freddie STEWART	c	11:40.630	2:03.075
49	Kevin STROWGER	a	11:43.823	2:02.084
4	Billy LYLE	b	11:44.309	2:02.724
59	Anthony AMBLER	b	11:45.933	2:03.079
76	Philip SHAW	a	12:07.597	2:03.001
100	Andy HUNT	c	12:11.333	2:02.916
43	Alex McVICKER	c	12:28.105	2:03.590
63	Davy CRAWFORD	c	12:30.959	2:18.158
9	Philip RIDDALL	c	12:31.636	2:04.984
72	Gerry O KANE jnr	b	12:49.395	2:10.613



THE ROYAL HOTEL & BRAESIDE COOKSTOWN 100

CLASSIC 250cc/350cc

Race 6 - R & M Greenkeeper Junior Classic B

Saturday, 25 April 2009




Pos	Class	No	Name	Machine / Sponsor	Gp	Laps	Total Time	Behind	Speed	-----Best Lap-----		
										Time	Speed	On
1	C350	211	Tim STEPHENSON	Seeley Honda 350 - John Bell	a	6	11:31.623		65.585	1:51.646	67.714	6
2	C350	50	Gary JAMISON	Honda 350	a	6	11:33.029	1.406	65.452	1:53.235	66.764	4
3	C350	18	Thomas HOGG	Honda 350 - Leonard	a	6	12:04.808	33.185	62.582	1:57.942	64.099	5
4	C250	10	Chris BLAIR	Suzuki 250	a	6	12:56.188	1:24.565	58.439	2:06.301	59.857	5
5	C250	30	Robert WRIGHT	Honda 250	a	6	13:29.837	1:58.214	56.011	2:13.301	56.714	4
6	C350	38	William STEWART	Honda 350	a	5	11:55.281	1 Lap	52.846	2:14.908	56.038	4
7	C350	64	Norman MAY	Honda 350	a	5	12:07.949	12.668	51.927	2:22.206	53.162	5
8	C250	34	Trevor STEWART	Honda 250	a	5	12:40.207	44.926	49.723	2:29.655	50.516	4

Race Classification

Fastest Lap												
	C350	211	Tim STEPHENSON	Seeley Honda 350 - John Bell	a					1:51.646	67.714	6

These Results are provisional and are subject to ratification by the Stewards of the Meeting.

Track	Orritor	Signed		Organising Club	Cookstown & District MCC
Length(miles)	2.1000		Chief Timekeeper	Warmup Started	
Weather	Sunny	Issued At:	13:38:50	Race Started	13:17:56.692
Track	Dry				



MCUI
Ulster Centre
Timing
www.mcui-uc.org.uk



Powered by
e-Laps II
© 2008
Walter Marks



CLASSIC 250cc/350cc

Race 6 - R & M Greenkeeper Junior Classic B

Saturday, 25 April 2009

DETAILED RESULT

CLASSIC 250cc

Race Classification

4 10 Chris BLAIR

Total Time **12:56.188** Avg Speed **58.439** Behind **1:24.565**

Best Time **2:06.301** Best Speed **59.857** On **5** Gp **a**

Lap	Elapsed Time	Lap Time	Lap Speed
1	2:16.959	2:16.959	55.199
2	4:24.860	2:07.901	59.108
3	6:33.026	2:08.166	58.986
4	8:42.290	2:09.264	58.485
5	10:48.591	2:06.301	59.857
6	12:56.188	2:07.597	59.249

5 30 Robert WRIGHT

Total Time **13:29.837** Avg Speed **56.011** Behind **1:58.214**

Best Time **2:13.301** Best Speed **56.714** On **4** Gp **a**


Lap	Elapsed Time	Lap Time	Lap Speed
1	2:21.056	2:21.056	53.596
2	4:34.814	2:13.758	56.520
3	6:48.353	2:13.539	56.613
4	9:01.654	2:13.301	56.714
5	11:16.269	2:14.615	56.160
6	13:29.837	2:13.568	56.600

8 34 Trevor STEWART

Total Time **12:40.207** Avg Speed **49.723** Behind **44.926**

Best Time **2:29.655** Best Speed **50.516** On **4** Gp **a**

Lap	Elapsed Time	Lap Time	Lap Speed
1	2:37.204	2:37.204	48.090
2	5:08.666	2:31.462	49.914
3	7:38.829	2:30.163	50.345
4	10:08.484	2:29.655	50.516
5	12:40.207	2:31.723	49.828



CLASSIC 250cc/350cc

Race 6 - R & M Greenkeeper Junior Classic B

Saturday, 25 April 2009

DETAILED RESULT

CLASSIC 350cc

Race Classification

1 211 Tim STEPHENSON

Total Time **11:31.623** Avg Speed **65.585** Behind
 Best Time **1:51.646** Best Speed **67.714** On **6** Gp **a**

Lap	Elapsed Time	Lap Time	Lap Speed
1	2:01.330	2:01.330	62.309
2	4:00.442	1:59.112	63.470
3	5:54.369	1:53.927	66.358
4	7:47.427	1:53.058	66.868
5	9:39.977	1:52.550	67.170
6	11:31.623	1:51.646	67.714

2 50 Gary JAMISON

Total Time **11:33.029** Avg Speed **65.452** Behind **1.406**
 Best Time **1:53.235** Best Speed **66.764** On **4** Gp **a**

Lap	Elapsed Time	Lap Time	Lap Speed
1	2:01.654	2:01.654	62.143
2	3:57.884	1:56.230	65.043
3	5:52.204	1:54.320	66.130
4	7:45.439	1:53.235	66.764
5	9:39.353	1:53.914	66.366
6	11:33.029	1:53.676	66.505

3 18 Thomas HOGG

Total Time **12:04.808** Avg Speed **62.582** Behind **33.185**
 Best Time **1:57.942** Best Speed **64.099** On **5** Gp **a**

Lap	Elapsed Time	Lap Time	Lap Speed
1	2:09.088	2:09.088	58.565
2	4:08.558	1:59.470	63.279
3	6:07.437	1:58.879	63.594
4	8:07.089	1:59.652	63.183
5	10:05.031	1:57.942	64.099
6	12:04.808	1:59.777	63.117

6 38 William STEWART

Total Time **11:55.281** Avg Speed **52.846** Behind **1 Lap**
 Best Time **2:14.908** Best Speed **56.038** On **4** Gp **a**

Lap	Elapsed Time	Lap Time	Lap Speed
1	2:39.357	2:39.357	47.441
2	5:01.152	2:21.795	53.316
3	7:23.531	2:22.379	53.098
4	9:38.439	2:14.908	56.038
5	11:55.281	2:16.842	55.246

CLASSIC 350cc

Race Classification

7 64 Norman MAY

Total Time **12:07.949** Avg Speed **51.927** Behind **12.668**
 Best Time **2:22.206** Best Speed **53.162** On **5** Gp **a**

Lap	Elapsed Time	Lap Time	Lap Speed
1	2:32.511	2:32.511	49.570
2	4:56.743	2:24.232	52.416
3	7:22.971	2:26.228	51.700
4	9:45.743	2:22.772	52.952
5	12:07.949	2:22.206	53.162

THE ROYAL HOTEL & BRAESIDE COOKSTOWN 100

CLASSIC 250cc/350cc

Race 6 - R & M Greenkeeper Junior Classic B

LAP CHART



1

No	Name	G	Elapsed Time	Lap Time
211	Tim STEPHENSON	a	2:01.330	2:01.330
50	Gary JAMISON	a	2:01.654	2:01.654
18	Thomas HOGG	a	2:09.088	2:09.088
10	Chris BLAIR	a	2:16.959	2:16.959
30	Robert WRIGHT	a	2:21.056	2:21.056
64	Norman MAY	a	2:32.511	2:32.511
34	Trevor STEWART	a	2:37.204	2:37.204
38	William STEWART	a	2:39.357	2:39.357

2

No	Name	G	Elapsed Time	Lap Time
50	Gary JAMISON	a	3:57.884	1:56.230
211	Tim STEPHENSON	a	4:00.442	1:59.112
18	Thomas HOGG	a	4:08.558	1:59.470
10	Chris BLAIR	a	4:24.860	2:07.901
30	Robert WRIGHT	a	4:34.814	2:13.758
64	Norman MAY	a	4:56.743	2:24.232
38	William STEWART	a	5:01.152	2:21.795
34	Trevor STEWART	a	5:08.666	2:31.462

3

No	Name	G	Elapsed Time	Lap Time
50	Gary JAMISON	a	5:52.204	1:54.320
211	Tim STEPHENSON	a	5:54.369	1:53.927
18	Thomas HOGG	a	6:07.437	1:58.879
10	Chris BLAIR	a	6:33.026	2:08.166
30	Robert WRIGHT	a	6:48.353	2:13.539
64	Norman MAY	a	7:22.971	2:26.228
38	William STEWART	a	7:23.531	2:22.379
34	Trevor STEWART	a	7:38.829	2:30.163

4

No	Name	G	Elapsed Time	Lap Time
50	Gary JAMISON	a	7:45.439	1:53.235
211	Tim STEPHENSON	a	7:47.427	1:53.058
18	Thomas HOGG	a	8:07.089	1:59.652
10	Chris BLAIR	a	8:42.290	2:09.264
30	Robert WRIGHT	a	9:01.654	2:13.301
38	William STEWART	a	9:38.439	2:14.908
64	Norman MAY	a	9:45.743	2:22.772
34	Trevor STEWART	a	10:08.484	2:29.655

5

No	Name	G	Elapsed Time	Lap Time
50	Gary JAMISON	a	9:39.353	1:53.914
211	Tim STEPHENSON	a	9:39.977	1:52.550
18	Thomas HOGG	a	10:05.031	1:57.942
10	Chris BLAIR	a	10:48.591	2:06.301
30	Robert WRIGHT	a	11:16.269	2:14.615
38	William STEWART	a	11:55.281	2:16.842
64	Norman MAY	a	12:07.949	2:22.206
34	Trevor STEWART	a	12:40.207	2:31.723

6

No	Name	G	Elapsed Time	Lap Time
211	Tim STEPHENSON	a	11:31.623	1:51.646
50	Gary JAMISON	a	11:33.029	1:53.676
18	Thomas HOGG	a	12:04.808	1:59.777
10	Chris BLAIR	a	12:56.188	2:07.597
30	Robert WRIGHT	a	13:29.837	2:13.568