



Royal Hotel

& BRAESIDE

COOKSTOWN 100


Friday 24<sup>th</sup> & Saturday 25<sup>th</sup> April 2009

promoted by Cookstown & District MCC  
www.cookstown100.com

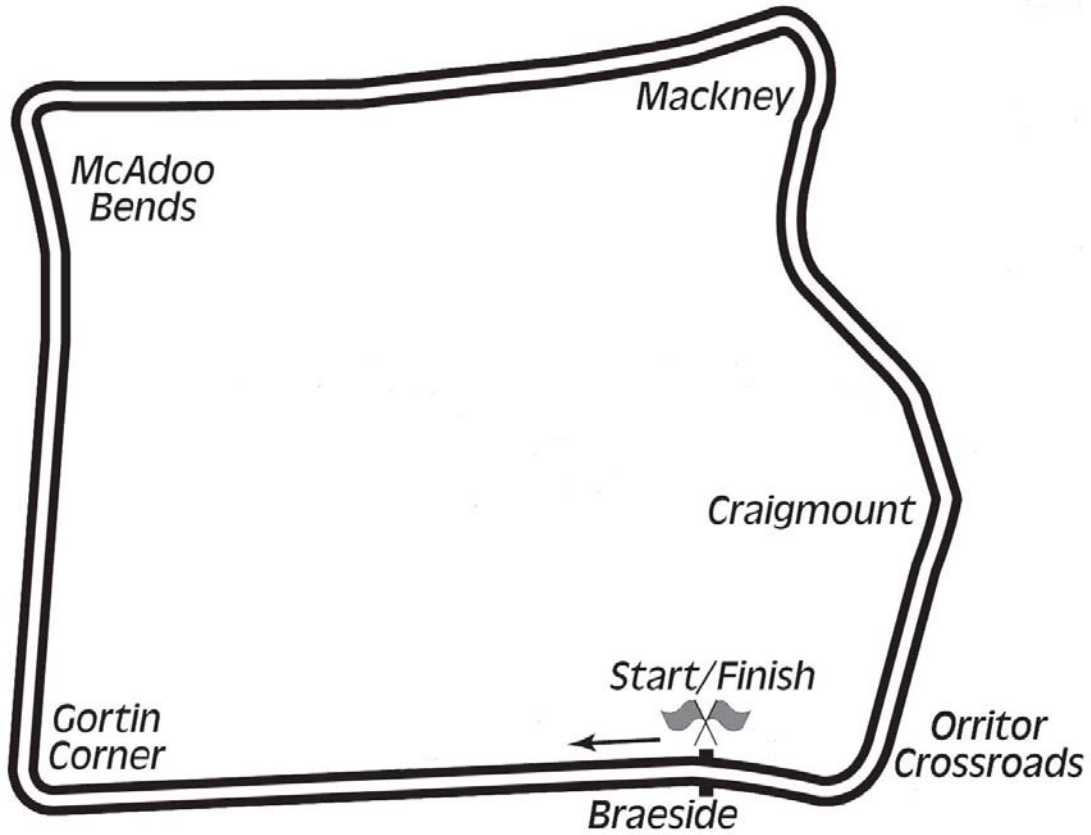
ROYAL HOTEL & BRAESIDE

Hayes Fuels  
...for the future

JUNIOR 250cc/400cc CLASS



# Orritor Circuit 2.1 miles



## LAP RECORDS

Class	Rider	Machine	m	s	mph	Year
125cc	Darran Lindsay	Honda	1	34.778	79.765	2005
250cc	Michael Dunlop	Honda	1	30.908	83.161	2008
Supertwins (with 250s)	Adrian Mullen	Suzuki 650	1	38.032	77.118	2008
Supersport	Keith Amor	Honda	1	25.190	88.743	2008
Open 1000cc	Keith Amor	Honda 600	1	24.927	89.018	2008
Senior Support	Gary Robinson	Yamaha 600	1	29.956	84.041	2007
Junior Support	Michael Dunlop	Yamaha 250	1	36.181	78.602	2006
Classic 1000cc	Wattie Brown	Norton 920	1	40.273	75.394	2006
Classic 500cc	Colin Rodgers	Honda	1	42.787	73.550	2004
Classic 350cc	Paul Coward	Honda	1	43.421	73.099	2004
Classic 250cc	Geoff McMullan	Suzuki	1	47.294	70.461	2006




JUNIOR 250cc/400cc

Group A Qualifying

Friday, 24 April 2009

Pos	Class	No	Name	Machine / Sponsor	----- Best Lap -----			On	Laps
					Time	Behind	Speed		
Qualifying Classification									
1	JUN	10	Ivan LINTIN	Yamaha 250 - McKinstry Racing	1:41.970		74.139	3	5
2	JUN	4	Barry DAVIDSON	Honda 250 - Cleaver Browne	1:43.265	1.295	73.210	3	4
3	JUN	16	John BURROWS	Honda 250 - Burrows Engineering	1:43.602	1.632	72.972	4	4
4	JUN	76	Andrew NEILL	Honda 250 - Wray Brothers	1:43.799	1.829	72.833	3	5
5	JUN	6	William DUNLOP	Honda 250 - P J Flynn	1:44.528	2.558	72.325	4	4
6	JUN	96	Andy FARRELL	Kawasaki 400	1:44.685	2.715	72.217	4	5
7	JUN	88	Mark YOUNG	Honda 250 - Wray Brothers	1:45.019	3.049	71.987	4	5
8	JUN	91	Des BUTLER	Suzuki 650	1:46.765	4.795	70.810	4	5
9	JUN	132	David GUINEY	Honda 250	1:49.933	7.963	68.769	3	5
10	JUN	66	Ed MANLY jnr	Honda 250	1:49.990	8.020	68.734	4	5
11	JUN	38	Darren GILPIN	Yamaha 250 - Irish Racer	1:50.355	8.385	68.506	3	5
12	JUN	30	Graham WILSON	Honda 250 - Logan	1:51.401	9.431	67.863	4	5
13	JUN	2	Brian MATEER	Yamaha 250	1:57.014	15.044	64.608	3	4
14	JUN	98	Trevor BLACK	Suzuki 650	2:03.510	21.540	61.210	4	4
15	JUN	32	Myles BYRNE	Honda 400 - Step Racing	2:28.951	46.981	50.755	1	3

These Results are provisional and are subject to ratification by the Stewards of the Meeting.

Track	<b>Orritor</b>	Signed		Organising Club	<b>Cookstown &amp; District MCC</b>
Length(miles)	<b>2.1000</b>		Chief Timekeeper	Qualifying Started	<b>19:49:44.643</b>
Weather	<b>Rain</b>	Issued At:	20:15:15		
Track	<b>Wet</b>				



MCUI  
Ulster Centre  
Timing  
www.mcui-uc.org.uk



Powered by  
**e-Laps II**  
© 2008  
Walter Marks



## JUNIOR 250cc/400cc

### Group A Qualifying

Friday, 24 April 2009

## DETAILED RESULT

JUNIOR 250cc / 400cc

### Qualifying Classification

Position

**1** 10 Ivan LINTIN

Behind

Best Time **1:41.970** Best Speed **74.139** On **3** Gp **a**

Lap	Elapsed Time	Lap Time	Lap Speed
1	2:35.657	2:35.657	48.568
2	4:19.351	1:43.694	72.907
3	6:01.321	1:41.970	74.139
4	7:43.708	1:42.387	73.837
5	9:53.760	2:10.052	58.131

**2** 4 Barry DAVIDSON

Behind **1.295**

Best Time **1:43.265** Best Speed **73.210** On **3** Gp **a**

Lap	Elapsed Time	Lap Time	Lap Speed
1	2:36.509	2:36.509	48.304
2	4:21.466	1:44.957	72.029
3	6:04.731	1:43.265	73.210
4	7:49.566	1:44.835	72.113

**3** 16 John BURROWS

Behind **1.632**

Best Time **1:43.602** Best Speed **72.972** On **4** Gp **a**

Lap	Elapsed Time	Lap Time	Lap Speed
1	2:29.557	2:29.557	50.549
2	4:15.770	1:46.213	71.178
3	5:59.813	1:44.043	72.662
4	7:43.415	1:43.602	72.972

**4** 76 Andrew NEILL

Behind **1.829**

Best Time **1:43.799** Best Speed **72.833** On **3** Gp **a**

Lap	Elapsed Time	Lap Time	Lap Speed
1	2:27.805	2:27.805	51.148
2	4:12.752	1:44.947	72.036
3	5:56.551	1:43.799	72.833
4	7:40.906	1:44.355	72.445
5	9:26.094	1:45.188	71.871

**5** 6 William DUNLOP

Behind **2.558**

Best Time **1:44.528** Best Speed **72.325** On **4** Gp **a**

Lap	Elapsed Time	Lap Time	Lap Speed
1	2:57.034	2:57.034	42.704
2	4:48.158	1:51.124	68.032
3	6:35.179	1:47.021	70.640
4	8:19.707	1:44.528	72.325

JUNIOR 250cc / 400cc

### Qualifying Classification

Position

**6** 96 Andy FARRELL

Behind **2.715**

Best Time **1:44.685** Best Speed **72.217** On **4** Gp **a**

Lap	Elapsed Time	Lap Time	Lap Speed
1	3:14.661	3:14.661	38.837
2	5:02.533	1:47.872	70.083
3	6:51.222	1:48.689	69.556
4	8:35.907	1:44.685	72.217
5	10:51.238	2:15.331	55.863

**7** 88 Mark YOUNG

Behind **3.049**

Best Time **1:45.019** Best Speed **71.987** On **4** Gp **a**

Lap	Elapsed Time	Lap Time	Lap Speed
1	2:48.857	2:48.857	44.772
2	4:40.814	1:51.957	67.526
3	6:27.841	1:47.027	70.636
4	8:12.860	1:45.019	71.987
5	10:32.368	2:19.508	54.190

**8** 91 Des BUTLER

Behind **4.795**

Best Time **1:46.765** Best Speed **70.810** On **4** Gp **a**

Lap	Elapsed Time	Lap Time	Lap Speed
1	2:18.204	2:18.204	54.702
2	4:06.285	1:48.081	69.948
3	5:53.546	1:47.261	70.482
4	7:40.311	1:46.765	70.810
5	9:36.312	1:56.001	65.172

**9** 132 David GUINEY

Behind **7.963**

Best Time **1:49.933** Best Speed **68.769** On **3** Gp **a**

Lap	Elapsed Time	Lap Time	Lap Speed
1	2:52.811	2:52.811	43.747
2	4:47.671	1:54.860	65.819
3	6:37.604	1:49.933	68.769
4	8:28.012	1:50.408	68.473
5	10:40.760	2:12.748	56.950





JUNIOR 250cc/400cc

Group A Qualifying

Friday, 24 April 2009

DETAILED RESULT

JUNIOR 250cc / 400cc

Qualifying Classification

Position

**10** 66 Ed MANLY jnr

Behind 8.020

Best Time 1:49.990 Best Speed 68.734 On 4 Gp a

Lap	Elapsed Time	Lap Time	Lap Speed
1	2:55.382	2:55.382	43.106
2	4:53.063	1:57.681	64.241
3	6:43.566	1:50.503	68.414
4	8:33.556	1:49.990	68.734
5	10:50.795	2:17.239	55.086

**11** 38 Darren GILPIN

Behind 8.385

Best Time 1:50.355 Best Speed 68.506 On 3 Gp a

Lap	Elapsed Time	Lap Time	Lap Speed
1	2:27.614	2:27.614	51.215
2	4:18.154	1:50.540	68.392
3	6:08.509	1:50.355	68.506
4	8:00.629	1:52.120	67.428
5	10:07.235	2:06.606	59.713

**12** 30 Graham WILSON

Behind 9.431

Best Time 1:51.401 Best Speed 67.863 On 4 Gp a

Lap	Elapsed Time	Lap Time	Lap Speed
1	3:09.697	3:09.697	39.853
2	5:04.249	1:54.552	65.996
3	6:58.230	1:53.981	66.327
4	8:49.631	1:51.401	67.863
5	11:01.061	2:11.430	57.521

**13** 2 Brian MATEER

Behind 15.044

Best Time 1:57.014 Best Speed 64.608 On 3 Gp a

Lap	Elapsed Time	Lap Time	Lap Speed
1	3:13.949	3:13.949	38.979
2	5:31.955	2:18.006	54.780
3	7:28.969	1:57.014	64.608
4	9:26.983	1:58.014	64.060

JUNIOR 250cc / 400cc

Qualifying Classification

Position

**14** 98 Trevor BLACK

Behind 21.540

Best Time 2:03.510 Best Speed 61.210 On 4 Gp a

Lap	Elapsed Time	Lap Time	Lap Speed
1	2:43.453	2:43.453	46.252
2	4:52.541	2:09.088	58.565
3	6:57.937	2:05.396	60.289
4	9:01.447	2:03.510	61.210

**15** 32 Myles BYRNE

Behind 46.981

Best Time 2:28.951 Best Speed 50.755 On 1 Gp a

Lap	Elapsed Time	Lap Time	Lap Speed
1	2:28.951	2:28.951	50.755
2	5:26.689	2:57.738	42.535
3	10:56.955	5:30.266	22.891




JUNIOR 250cc/400cc

Group B Qualifying

Friday, 24 April 2009

Pos	Class	No	Name	Machine / Sponsor	----- Best Lap -----			On	Laps
					Time	Behind	Speed		
Qualifying Classification									
1	JUN	3	Michael DUNLOP	TSR Honda 250 - Wray Brothers	1:41.625		74.391	2	3
2	JUN	133	Olie LINSDELL	Honda 250 - P & K M Berwick Heating Services	1:42.605	0.980	73.681	3	5
3	JUN	7	Adrian McFARLAND	Aprilia 250 - Team Richardson	1:43.467	1.842	73.067	3	5
4	JUN	1	Darren BURNS	Honda 250 - S Gas NI	1:44.337	2.712	72.458	3	5
5	JUN	19	Kevin STROWGER	TSR Honda 250 - Dave Sandland	1:45.919	4.294	71.375	3	5
6	JUN	71	Davy MORGAN	Honda 250 - CSC Branson	1:46.489	4.864	70.993	3	4
7	JUN	13	Paul MAGUIRE	Honda 250	1:51.089	9.464	68.054	4	5
8	JUN	33	Sam DUNLOP	Honda 250 - T.G. Racing	1:52.127	10.502	67.424	4	5
9	JUN	117	Dave HEDISON	Honda 250	1:52.547	10.922	67.172	2	5
10	JUN	57	Ian MORRELL	Honda 250 - Hughes & Stewart	1:53.154	11.529	66.812	3	5
11	JUN	119	Paul HEDISON	Honda 250	1:53.707	12.082	66.487	3	4
12	JUN	73	Derek COSTELLO	Honda 400	1:54.259	12.634	66.165	2	4
13	JUN	17	Dave WALSH	Suzuki 650 - Selective Developments	1:55.335	13.710	65.548	3	4
14	JUN	11	Peter WAKEFIELD	TSR Honda 250 - PW Racing	1:58.232	16.607	63.942	3	5
15	JUN	25	Mark WADDELL	Honda 250	1:59.811	18.186	63.099	3	4
16	JUN	5	Jeff SHAW	Honda 250 - Cleaver Browne	2:02.247	20.622	61.842	3	4
17	JUN	125	Nigel HOWARD	Kawasaki 400	2:08.281	26.656	58.933	2	3

These Results are provisional and are subject to ratification by the Stewards of the Meeting.

Track	<b>Orritor</b>	Signed		Organising Club	<b>Cookstown &amp; District MCC</b>
Length(miles)	<b>2.1000</b>		Chief Timekeeper	Qualifying Started	<b>20:02:29.128</b>
Weather	<b>Rain</b>	Issued At:	20:13:33		
Track	<b>Wet</b>				



MCUI  
Ulster Centre  
Timing  
www.mcui-uc.org.uk



Powered by  
**e-Laps II**  
© 2008  
Walter Marks



## JUNIOR 250cc/400cc

### Group B Qualifying

Friday, 24 April 2009

## DETAILED RESULT

JUNIOR 250cc / 400cc

### Qualifying Classification

Position

#### **1** 3 Michael DUNLOP

Behind

Best Time **1:41.625** Best Speed **74.391** On **2** Gp **a**

Lap	Elapsed Time	Lap Time	Lap Speed
1	3:25.175	3:25.175	36.847
2	5:06.800	1:41.625	74.391
3	9:51.212	4:44.412	26.581

#### **2** 133 Olie LINSDELL

Behind **0.980**

Best Time **1:42.605** Best Speed **73.681** On **3** Gp **a**

Lap	Elapsed Time	Lap Time	Lap Speed
1	2:03.299	2:03.299	61.314
2	3:47.182	1:43.883	72.774
3	5:29.787	1:42.605	73.681
4	7:16.173	1:46.386	71.062
5	9:07.114	1:50.941	68.144

#### **3** 7 Adrian McFARLAND

Behind **1.842**

Best Time **1:43.467** Best Speed **73.067** On **3** Gp **a**

Lap	Elapsed Time	Lap Time	Lap Speed
1	1:53.835	1:53.835	66.412
2	3:38.358	1:44.523	72.329
3	5:21.825	1:43.467	73.067
4	7:06.389	1:44.564	72.300
5	8:50.715	1:44.326	72.465

#### **4** 1 Darren BURNS

Behind **2.712**

Best Time **1:44.337** Best Speed **72.458** On **3** Gp **a**

Lap	Elapsed Time	Lap Time	Lap Speed
1	2:36.022	2:36.022	48.455
2	4:21.889	1:45.867	71.410
3	6:06.226	1:44.337	72.458
4	7:51.804	1:45.578	71.606
5	10:14.329	2:22.525	53.043

JUNIOR 250cc / 400cc

### Qualifying Classification

Position

#### **5** 19 Kevin STROWGER

Behind **4.294**

Best Time **1:45.919** Best Speed **71.375** On **3** Gp **a**

Lap	Elapsed Time	Lap Time	Lap Speed
1	2:12.842	2:12.842	56.910
2	3:59.674	1:46.832	70.765
3	5:45.593	1:45.919	71.375
4	7:35.328	1:49.735	68.893
5	10:04.196	2:28.868	50.783

#### **6** 71 Davy MORGAN

Behind **4.864**

Best Time **1:46.489** Best Speed **70.993** On **3** Gp **a**

Lap	Elapsed Time	Lap Time	Lap Speed
1	3:11.565	3:11.565	39.464
2	5:07.627	1:56.062	65.138
3	6:54.116	1:46.489	70.993
4	8:47.931	1:53.815	66.424

#### **7** 13 Paul MAGUIRE

Behind **9.464**

Best Time **1:51.089** Best Speed **68.054** On **4** Gp **a**

Lap	Elapsed Time	Lap Time	Lap Speed
1	2:59.092	2:59.092	42.213
2	4:52.935	1:53.843	66.407
3	6:46.258	1:53.323	66.712
4	8:37.347	1:51.089	68.054
5	10:36.812	1:59.465	63.282

#### **8** 33 Sam DUNLOP

Behind **10.502**

Best Time **1:52.127** Best Speed **67.424** On **4** Gp **a**

Lap	Elapsed Time	Lap Time	Lap Speed
1	2:24.537	2:24.537	52.305
2	4:22.859	1:58.322	63.893
3	6:18.656	1:55.797	65.287
4	8:10.783	1:52.127	67.424
5	10:20.547	2:09.764	58.260



## JUNIOR 250cc/400cc

### Group B Qualifying

Friday, 24 April 2009

## DETAILED RESULT

JUNIOR 250cc / 400cc

### Qualifying Classification

Position

**9** 117 Dave HEDISON

Behind 10.922

Best Time 1:52.547 Best Speed 67.172 On 2 Gp a

Lap	Elapsed Time	Lap Time	Lap Speed
1	2:05.971	2:05.971	60.014
2	3:58.518	1:52.547	67.172
3	5:51.613	1:53.095	66.846
4	7:47.764	1:56.151	65.088
5	10:06.335	2:18.571	54.557

**10** 57 Ian MORRELL

Behind 11.529

Best Time 1:53.154 Best Speed 66.812 On 3 Gp a

Lap	Elapsed Time	Lap Time	Lap Speed
1	2:05.675	2:05.675	60.155
2	4:00.351	1:54.676	65.925
3	5:53.505	1:53.154	66.812
4	7:48.970	1:55.465	65.474
5	10:04.932	2:15.962	55.604

**11** 119 Paul HEDISON

Behind 12.082

Best Time 1:53.707 Best Speed 66.487 On 3 Gp a

Lap	Elapsed Time	Lap Time	Lap Speed
1	2:40.332	2:40.332	47.152
2	4:35.891	1:55.559	65.421
3	6:29.598	1:53.707	66.487
4	8:47.718	2:18.120	54.735

**12** 73 Derek COSTELLO

Behind 12.634

Best Time 1:54.259 Best Speed 66.165 On 2 Gp a

Lap	Elapsed Time	Lap Time	Lap Speed
1	2:50.751	2:50.751	44.275
2	4:45.010	1:54.259	66.165
3	6:40.864	1:55.854	65.255
4	8:37.025	1:56.161	65.082

**13** 17 Dave WALSH

Behind 13.710

Best Time 1:55.335 Best Speed 65.548 On 3 Gp a

Lap	Elapsed Time	Lap Time	Lap Speed
1	2:35.737	2:35.737	48.543
2	4:33.053	1:57.316	64.441
3	6:28.388	1:55.335	65.548
4	8:25.579	1:57.191	64.510

JUNIOR 250cc / 400cc

### Qualifying Classification

Position

**14** 11 Peter WAKEFIELD

Behind 16.607

Best Time 1:58.232 Best Speed 63.942 On 3 Gp a

Lap	Elapsed Time	Lap Time	Lap Speed
1	2:22.453	2:22.453	53.070
2	4:21.757	1:59.304	63.368
3	6:19.989	1:58.232	63.942
4	8:22.055	2:02.066	61.934
5	10:24.879	2:02.824	61.551

**15** 25 Mark WADDELL

Behind 18.186

Best Time 1:59.811 Best Speed 63.099 On 3 Gp a

Lap	Elapsed Time	Lap Time	Lap Speed
1	2:35.455	2:35.455	48.631
2	4:37.716	2:02.261	61.835
3	6:37.527	1:59.811	63.099
4	8:40.959	2:03.432	61.248

**16** 5 Jeff SHAW

Behind 20.622

Best Time 2:02.247 Best Speed 61.842 On 3 Gp a

Lap	Elapsed Time	Lap Time	Lap Speed
1	3:06.183	3:06.183	40.605
2	5:09.701	2:03.518	61.206
3	7:11.948	2:02.247	61.842
4	9:32.812	2:20.864	53.669

**17** 125 Nigel HOWARD

Behind 26.656

Best Time 2:08.281 Best Speed 58.933 On 2 Gp a

Lap	Elapsed Time	Lap Time	Lap Speed
1	2:42.527	2:42.527	46.515
2	4:50.808	2:08.281	58.933
3	8:51.611	4:00.803	31.395




# THE ROYAL HOTEL & BRAESIDE COOKSTOWN 100

**JUNIOR 250cc/400cc  
Combined Qualifying  
Friday, 24 April 2009**



Pos	Class	No	Name	-----Best Time / Qual Laps-----		Overall Best Time / Speed / Total Qual Laps
				Session A	Session B	
<b>Qualifying Classification</b>						
1	JUN	3	Michael DUNLOP	-----	1:41.625	1:41.625 74.391
2	JUN	10	Ivan LINTIN	1:41.970	-----	1:41.970 74.139
3	JUN	133	Olie LINSDELL	-----	1:42.605	1:42.605 73.681
4	JUN	4	Barry DAVIDSON	1:43.265	-----	1:43.265 73.210
5	JUN	7	Adrian McFARLAND	-----	1:43.467	1:43.467 73.067
6	JUN	16	John BURROWS	1:43.602	-----	1:43.602 72.972
7	JUN	76	Andrew NEILL	1:43.799	-----	1:43.799 72.833
8	JUN	1	Darren BURNS	-----	1:44.337	1:44.337 72.458
9	JUN	6	William DUNLOP	1:44.528	-----	1:44.528 72.325
10	JUN	96	Andy FARRELL	1:44.685	-----	1:44.685 72.217
11	JUN	88	Mark YOUNG	1:45.019	-----	1:45.019 71.987
12	JUN	19	Kevin STROWGER	-----	1:45.919	1:45.919 71.375
13	JUN	71	Davy MORGAN	-----	1:46.489	1:46.489 70.993
14	JUN	91	Des BUTLER	1:46.765	-----	1:46.765 70.810
15	JUN	132	David GUINEY	1:49.933	-----	1:49.933 68.769
16	JUN	66	Ed MANLY jnr	1:49.990	-----	1:49.990 68.734
17	JUN	38	Darren GILPIN	1:50.355	-----	1:50.355 68.506
18	JUN	13	Paul MAGUIRE	-----	1:51.089	1:51.089 68.054
19	JUN	30	Graham WILSON	1:51.401	-----	1:51.401 67.863
20	JUN	33	Sam DUNLOP	-----	1:52.127	1:52.127 67.424
21	JUN	117	Dave HEDISON	-----	1:52.547	1:52.547 67.172
22	JUN	57	Ian MORRELL	-----	1:53.154	1:53.154 66.812
23	JUN	119	Paul HEDISON	-----	1:53.707	1:53.707 66.487
24	JUN	73	Derek COSTELLO	-----	1:54.259	1:54.259 66.165
25	JUN	17	Dave WALSH	-----	1:55.335	1:55.335 65.548
26	JUN	2	Brian MATEER	1:57.014	-----	1:57.014 64.608
27	JUN	11	Peter WAKEFIELD	-----	1:58.232	1:58.232 63.942
28	JUN	25	Mark WADDELL	-----	1:59.811	1:59.811 63.099
29	JUN	5	Jeff SHAW	-----	2:02.247	2:02.247 61.842
30	JUN	98	Trevor BLACK	2:03.510	-----	2:03.510 61.210
31	JUN	125	Nigel HOWARD	-----	2:08.281	2:08.281 58.933
32	JUN	32	Myles BYRNE	2:28.951	-----	2:28.951 50.755

These Results are provisional and are subject to ratification by the Stewards of the Meeting.

Track	<b>Orritor</b>	Signed  Chief Timekeeper	Organising Club <b>Cookstown &amp; District MCC</b>
Length(miles)	<b>2.1000</b>		
Weather	<b>Rain</b>	Issued At:	
Track	<b>Wet</b>		



**MCUI  
Ulster Centre  
Timing**  
www.mcui-uc.org.uk



Powered by  
**e-Laps II**  
© 2008  
Walter Marks

ROYAL HOTEL & BRAESIDE COOKSTOWN 100

JUNIOR 250cc / 400cc

Orritor 2.100 Miles

R4: Royal Hotel & Braeside Race A

25/04/2009 11:30

Race (10 Laps)

**RACE 4 - JUNIOR 250 / 400 A**

11	<u>117</u> A	<u>57</u> B	
10	<u>13</u> A	<u>30</u> B	<u>33</u> C
9	<u>132</u> A	<u>66</u> B	<u>38</u> C
8			
7	<u>91</u> A		<u>71</u> B
6	<u>88</u> A	<u>19</u> B	<u>96</u> C
5	<u>1</u> A	<u>6</u> B	
4			
3	<u>76</u> A		<u>16</u> A
2	<u>4</u> A	<u>7</u> B	<u>133</u> C
1	<u>3</u> A	<u>10</u> B	



Provisional results subject to confirmation by the Stewards of the Meeting

Orbits 4

Promoted by Cookstown & District MCC

www.amb-it.com

MCUI (Ulster Centre) Timing

www.mylaps.com


Licensed to: MCUI

# THE ROYAL HOTEL & BRAESIDE COOKSTOWN 100

JUNIOR 250cc/400cc

Race 15 - Hayes Fuels Junior B & 125cc B

## LAP CHART



**1**

No	Name	G	Elapsed Time	Lap Time
119	Paul HEDISON	a	1:45.980	1:45.980
57	Ian MORRELL	a	1:46.491	1:46.491
17	Dave WALSH	a	1:47.007	1:47.007
28	Wayne HAMILTON	b	1:48.671	1:48.671
73	Derek COSTELLO	a	1:48.874	1:48.874
98	Trevor BLACK	b	1:51.632	1:51.632
5	Jeff SHAW	a	1:53.526	1:53.526
125	Nigel HOWARD	b	1:55.549	1:55.549
34	Sean LEONARD	b	1:55.972	1:55.972
25	Mark WADDELL	a	1:56.281	1:56.281

**4**

No	Name	G	Elapsed Time	Lap Time
57	Ian MORRELL	a	6:43.662	1:39.154
119	Paul HEDISON	a	6:45.425	1:38.818
17	Dave WALSH	a	6:49.756	1:40.780
28	Wayne HAMILTON	b	6:56.897	1:44.257
73	Derek COSTELLO	a	7:01.465	1:44.113
98	Trevor BLACK	b	7:08.253	1:45.167
5	Jeff SHAW	a	7:09.587	1:44.629
25	Mark WADDELL	a	7:19.570	1:47.528
125	Nigel HOWARD	b	7:26.363	1:49.955
34	Sean LEONARD	b	7:27.069	1:49.739

**2**

No	Name	G	Elapsed Time	Lap Time
119	Paul HEDISON	a	3:26.097	1:40.117
57	Ian MORRELL	a	3:26.267	1:39.776
17	Dave WALSH	a	3:27.480	1:40.473
28	Wayne HAMILTON	b	3:30.901	1:42.230
73	Derek COSTELLO	a	3:32.736	1:43.862
98	Trevor BLACK	b	3:37.307	1:45.675
5	Jeff SHAW	a	3:39.710	1:46.184
25	Mark WADDELL	a	3:45.062	1:48.781
125	Nigel HOWARD	b	3:45.711	1:50.162
34	Sean LEONARD	b	3:46.784	1:50.812

**5**

No	Name	G	Elapsed Time	Lap Time
57	Ian MORRELL	a	8:22.945	1:39.283
119	Paul HEDISON	a	8:24.421	1:38.996
17	Dave WALSH	a	8:31.366	1:41.610
28	Wayne HAMILTON	b	8:36.649	1:39.752
73	Derek COSTELLO	a	8:46.045	1:44.580
98	Trevor BLACK	b	8:52.860	1:44.607
5	Jeff SHAW	a	8:54.669	1:45.082
25	Mark WADDELL	a	9:08.033	1:48.463
125	Nigel HOWARD	b	9:17.269	1:50.906
34	Sean LEONARD	b	9:17.620	1:50.551

**3**

No	Name	G	Elapsed Time	Lap Time
57	Ian MORRELL	a	5:04.508	1:38.241
119	Paul HEDISON	a	5:06.607	1:40.510
17	Dave WALSH	a	5:08.976	1:41.496
28	Wayne HAMILTON	b	5:12.640	1:41.739
73	Derek COSTELLO	a	5:17.352	1:44.616
98	Trevor BLACK	b	5:23.086	1:45.779
5	Jeff SHAW	a	5:24.958	1:45.248
25	Mark WADDELL	a	5:32.042	1:46.980
125	Nigel HOWARD	b	5:36.408	1:50.697
34	Sean LEONARD	b	5:37.330	1:50.546



JUNIOR 250cc/400cc

Race 15 - Hayes Fuels Junior B & 125cc B

Saturday, 25 April 2009

DETAILED RESULT

JUNIOR 250cc / 400cc

**Race Classification**

**1** 57 Ian MORRELL

Total Time **8:22.945** Avg Speed **75.157** Behind  
 Best Time **1:38.241** Best Speed **76.954** On **3** Gp **a**

Lap	Elapsed Time	Lap Time	Lap Speed
1	1:46.491	1:46.491	70.992
2	3:26.267	1:39.776	75.770
3	5:04.508	1:38.241	76.954
4	6:43.662	1:39.154	76.245
5	8:22.945	1:39.283	76.146

**2** 119 Paul HEDISON

Total Time **8:24.421** Avg Speed **74.937** Behind **1.476**  
 Best Time **1:38.818** Best Speed **76.504** On **4** Gp **a**

Lap	Elapsed Time	Lap Time	Lap Speed
1	1:45.980	1:45.980	71.334
2	3:26.097	1:40.117	75.512
3	5:06.607	1:40.510	75.216
4	6:45.425	1:38.818	76.504
5	8:24.421	1:38.996	76.367

**3** 17 Dave WALSH

Total Time **8:31.366** Avg Speed **73.920** Behind **8.421**  
 Best Time **1:40.473** Best Speed **75.244** On **2** Gp **a**

Lap	Elapsed Time	Lap Time	Lap Speed
1	1:47.007	1:47.007	70.650
2	3:27.480	1:40.473	75.244
3	5:08.976	1:41.496	74.486
4	6:49.756	1:40.780	75.015
5	8:31.366	1:41.610	74.402

**5** 73 Derek COSTELLO

Total Time **8:46.045** Avg Speed **71.857** Behind **23.100**  
 Best Time **1:43.862** Best Speed **72.789** On **2** Gp **a**

Lap	Elapsed Time	Lap Time	Lap Speed
1	1:48.874	1:48.874	69.438
2	3:32.736	1:43.862	72.789
3	5:17.352	1:44.616	72.264
4	7:01.465	1:44.113	72.613
5	8:46.045	1:44.580	72.289

JUNIOR 250cc / 400cc

**Race Classification**

**6** 98 Trevor BLACK

Total Time **8:52.860** Avg Speed **70.938** Behind **29.915**  
 Best Time **1:44.607** Best Speed **72.270** On **5** Gp **b**

Lap	Elapsed Time	Lap Time	Lap Speed
1	1:51.632	1:51.632	67.723
2	3:37.307	1:45.675	71.540
3	5:23.086	1:45.779	71.470
4	7:08.253	1:45.167	71.886
5	8:52.860	1:44.607	72.270

**7** 5 Jeff SHAW

Total Time **8:54.669** Avg Speed **70.698** Behind **31.724**  
 Best Time **1:44.629** Best Speed **72.255** On **4** Gp **a**

Lap	Elapsed Time	Lap Time	Lap Speed
1	1:53.526	1:53.526	66.593
2	3:39.710	1:46.184	71.197
3	5:24.958	1:45.248	71.830
4	7:09.587	1:44.629	72.255
5	8:54.669	1:45.082	71.944

**8** 25 Mark WADDELL

Total Time **9:08.033** Avg Speed **68.974** Behind **45.088**  
 Best Time **1:46.980** Best Speed **70.667** On **3** Gp **a**


Lap	Elapsed Time	Lap Time	Lap Speed
1	1:56.281	1:56.281	65.015
2	3:45.062	1:48.781	69.497
3	5:32.042	1:46.980	70.667
4	7:19.570	1:47.528	70.307
5	9:08.033	1:48.463	69.701

**9** 125 Nigel HOWARD

Total Time **9:17.269** Avg Speed **67.831** Behind **54.324**  
 Best Time **1:49.955** Best Speed **68.755** On **4** Gp **b**

Lap	Elapsed Time	Lap Time	Lap Speed
1	1:55.549	1:55.549	65.427
2	3:45.711	1:50.162	68.626
3	5:36.408	1:50.697	68.295
4	7:26.363	1:49.955	68.755
5	9:17.269	1:50.906	68.166





JUNIOR 250cc/400cc

Race 15 - Hayes Fuels Junior B & 125cc B

Saturday, 25 April 2009

**DETAILED RESULT**

LIGHTWEIGHT 125cc

**Race Classification**

**4** 28 Wayne HAMILTON

Total Time **8:36.649** Avg Speed **73.164** Behind **13.704**

Best Time **1:39.752** Best Speed **75.788** On **5** Gp **b**

Lap	Elapsed Time	Lap Time	Lap Speed
1	1:48.671	1:48.671	69.568
2	3:30.901	1:42.230	73.951
3	5:12.640	1:41.739	74.308
4	6:56.897	1:44.257	72.513
5	8:36.649	1:39.752	75.788

**10** 34 Sean LEONARD

Total Time **9:17.620** Avg Speed **67.788** Behind **54.675**

Best Time **1:49.739** Best Speed **68.891** On **4** Gp **b**

Lap	Elapsed Time	Lap Time	Lap Speed
1	1:55.972	1:55.972	65.188
2	3:46.784	1:50.812	68.224
3	5:37.330	1:50.546	68.388
4	7:27.069	1:49.739	68.891
5	9:17.620	1:50.551	68.385

# THE ROYAL HOTEL & BRAESIDE COOKSTOWN 100

JUNIOR 250cc/400cc

Race 15 - Hayes Fuels Junior B & 125cc B

Saturday, 25 April 2009



Pos	Class	No	Name	Machine / Sponsor	Gp	Laps	Total Time	Behind	Speed	-----Best Lap-----		
										Time	Speed	On


## Race Classification

1	JUN	57	Ian MORRELL	Honda 250 - Hughes & Stewart	a	5	8:22.945		75.157	1:38.241	76.954	3
2	JUN	119	Paul HEDISON	Honda 250	a	5	8:24.421	1.476	74.937	1:38.818	76.504	4
3	JUN	17	Dave WALSH	Suzuki 650 - Selective Developments	a	5	8:31.366	8.421	73.920	1:40.473	75.244	2
4	125R	28	Wayne HAMILTON	Honda - Track Day Tools	b	5	8:36.649	13.704	73.164	1:39.752	75.788	5
5	JUN	73	Derek COSTELLO	Honda 400	a	5	8:46.045	23.100	71.857	1:43.862	72.789	2
6	JUN	98	Trevor BLACK	Suzuki 650	b	5	8:52.860	29.915	70.938	1:44.607	72.270	5
7	JUN	5	Jeff SHAW	Honda 250 - Cleaver Browne	a	5	8:54.669	31.724	70.698	1:44.629	72.255	4
8	JUN	25	Mark WADDELL	Honda 250	a	5	9:08.033	45.088	68.974	1:46.980	70.667	3
9	JUN	125	Nigel HOWARD	Kawasaki 400	b	5	9:17.269	54.324	67.831	1:49.955	68.755	4
10	125R	34	Sean LEONARD	Honda - Evans Co.	b	5	9:17.620	54.675	67.788	1:49.739	68.891	4

## Fastest Lap

JUN	57	Ian MORRELL	Honda 250 - Hughes & Stewart	a						1:38.241	76.954	3
-----	----	-------------	------------------------------	---	--	--	--	--	--	----------	--------	---

These Results are provisional and are subject to ratification by the Stewards of the Meeting.

Track	<b>Orritor</b>	Signed		Organising Club	<b>Cookstown &amp; District MCC</b>
Length(miles)	<b>2.1000</b>		Chief Timekeeper	Warmup Started	
Weather	<b>Sunny</b>			Race Started	<b>17:19:43.857</b>
Track	<b>Dry</b>	Issued At:	17:32:43	Gp Time Diff - b	<b>12.45</b>



MCUI  
Ulster Centre  
Timing  
www.mcui-uc.org.uk



Powered by  
**e-Laps II**  
© 2008  
Walter Marks

ROYAL HOTEL & BRAESIDE COOKSTOWN 100

JUNIOR 250cc / 400cc

Orritor 2.100 Miles

R15: Hayes Fuels Race B & 125cc Non-Qualifiers

25/04/2009 15:10

Race (6 Laps)

**RACE 15 - JUNIOR 250 / 400 B & 125 NON-QUALIFIERS**

9	<u>34</u> A	<u>49</u> B	<u>50</u> C
8	<u>54</u> A	<u>74</u> B	<u>50</u> C
7	<hr/>		
6	<u>98</u> A	<u>125</u> B	<u>32</u> B
5	<u>98</u> A	<u>125</u> B	<u>32</u> B
4	<hr/>		
3	<u>5</u> A	<u>11</u> B	<u>25</u> A
2	<u>2</u> A	<u>11</u> B	<u>25</u> A
1	<u>119</u> A	<u>73</u> B	<u>17</u> C



Provisional results subject to confirmation by the Stewards of the Meeting

Orbits 4

Promoted by Cookstown & District MCC

www.amb-it.com

MCUI (Ulster Centre) Timing

www.mylaps.com

Licensed to: MCUI

# THE ROYAL HOTEL & BRAESIDE COOKSTOWN 100



JUNIOR 250cc/400cc

Race 4 - Royal Hotel & Braeside Junior A


Saturday, 25 April 2009

Pos	Class	No	Name	Machine / Sponsor	Gp	Laps	Total Time	Behind	Speed	-----Best Lap-----		
										Time	Speed	On
<b>Race Classification</b>												
1	JUN	6	William DUNLOP	Honda 250 - P J Flynn	b	6	9:15.777		81.615	1:29.658	84.320	6
2	JUN	3	Michael DUNLOP	TSR Honda 250 - Wray Brothers	a	6	9:15.813	0.036	81.610	1:30.572	83.470	6
3	JUN	4	Barry DAVIDSON	Honda 250 - Cleaver Browne	a	6	9:28.211	12.434	79.829	1:32.553	81.683	6
4	JUN	133	Olie LINSDELL	Honda 250 - P & K M Berwick Heating	a	6	9:31.007	15.230	79.439	1:32.720	81.536	5
5	JUN	71	Davy MORGAN	Honda 250 - CSC Branson	b	6	9:32.158	16.381	79.279	1:33.423	80.922	5
6	JUN	88	Mark YOUNG	Honda 250 - Wray Brothers	b	6	9:32.742	16.965	79.198	1:33.692	80.690	6
7	JUN	76	Andrew NEILL	Honda 250 - Wray Brothers	a	6	9:41.663	25.886	77.983	1:34.924	79.643	6
8	JUN	132	David GUINEY	Honda 250	c	6	9:50.057	34.280	76.874	1:37.007	77.933	6
9	JUN	16	John BURROWS	Honda 250 - Burrows Engineering	a	6	9:56.178	40.401	76.085	1:37.099	77.859	3
10	JUN	96	Andy FARRELL	Kawasaki 400	b	6	10:01.409	45.632	75.423	1:38.015	77.131	6
11	JUN	19	Kevin STROWGER	TSR Honda 250 - Dave Sandland	b	6	10:04.133	48.356	75.083	1:38.210	76.978	6
12	JUN	38	Darren GILPIN	Yamaha 250 - Irish Racer	c	6	10:04.968	49.191	74.979	1:39.326	76.113	6
13	JUN	91	Des BUTLER	Suzuki 650	b	6	10:05.252	49.475	74.944	1:39.307	76.128	3
14	JUN	33	Sam DUNLOP	Honda 250 - T.G. Racing	c	6	10:08.263	52.486	74.573	1:38.843	76.485	5
15	JUN	66	Ed MANLY jnr	Honda 250	c	6	10:08.381	52.604	74.559	1:38.633	76.648	6
16	JUN	57	Ian MORRELL	Honda 250 - Hughes & Stewart	c	6	10:09.061	53.284	74.475	1:39.013	76.354	6
17	JUN	13	Paul MAGUIRE	Honda 250	c	6	10:13.137	57.360	73.980	1:39.733	75.802	5
18	JUN	117	Dave HEDISON	Honda 250	c	6	10:33.111	1:17.334	71.646	1:44.001	72.692	3

Fastest Lap / New Lap Record 84.320 mph (Previously 83.161 mph)

JUN	6	William DUNLOP	Honda 250 - P J Flynn	b	6	9:15.777		81.615	1:29.658	84.320	6
-----	---	----------------	-----------------------	---	---	----------	--	--------	----------	--------	---

These Results are provisional and are subject to ratification by the Stewards of the Meeting.

Track	<b>Orritor</b>	Signed		Organising Club	<b>Cookstown &amp; District MCC</b>
Length(miles)	<b>2.1000</b>		Chief Timekeeper	Warmup Started	
Weather	<b>Sunny</b>			Race Started	<b>12:33:57.297</b>
Track	<b>Dry</b>	Issued At:	12:49:11	Gp Time Diff - b	<b>9.77 / c 21.58</b>



MCUI  
Ulster Centre  
Timing  
www.mcui-uc.org.uk



Powered by  
e-Laps II  
© 2008  
Walter Marks